

# Dell™ Systems Software Support Matrix 5.4

[Introduction](#)

[Supported Dell OpenManage Systems Management Software](#)

[Supported Dell OpenManage Change Management Software](#)

[Supported Dell OpenManage Systems Management Consoles](#)


[Supported Dell Remote Access Controllers and Solutions](#)


[RAID Controller Supported Servers, Operating Systems, Firmware, and Driver Versions](#)

[Supported Browsers](#)

---

## Notes and Notices

 **NOTE:** A NOTE indicates important information that helps you make better use of your system.

 **NOTICE:** A NOTICE indicates either potential damage to hardware or loss of data and tells you how to avoid the problem.

---

Information in this document is subject to change without notice.

© 2008 Dell Inc. All rights reserved.

Reproduction in any manner whatsoever without the written permission of Dell Inc. is strictly forbidden.

Trademarks used in this text: *Dell*, the *DELL* logo, *OpenManage*, *PowerVault*, and *PowerEdge* are trademarks of Dell Inc.; *Microsoft*, *Windows*, *Windows Server*, *Vista*, *Internet Explorer*, and *Active Directory* are registered trademarks of Microsoft Corporation in the United States and/or other countries; *Red Hat* and *Red Hat Enterprise Linux* are registered trademarks of Red Hat, Inc.; *SUSE* and *Novell NetWare* are registered trademarks of Novell, Inc. in the United States and other countries; *Intel* is a registered trademark of Intel Corporation; *VMware* is a registered trademark of VMware, Inc.; *Firefox* is a registered trademark of Mozilla.

Other trademarks and trade names may be used in this document to refer to either the entities claiming the marks and names or their products. Dell Inc. disclaims any proprietary interest in trademarks and trade names other than its own.

January 2008

[Back to Contents Page](#)

# RAID Controller Supported Servers, Operating Systems, Firmware, and Driver Versions


## Dell™ Systems Software Support Matrix 5.4

- [Overview](#)
- [PERC 4/DC](#)
- [PERC 4e/DC](#)
- [PERC 3/DC](#)
- [PERC 3/QC](#)
- [PERC 4/Di](#)
- [CERC ATA 100 4/CH](#)
- [PERC 3/Di](#)
- [PERC 4/IM](#)
- [PERC 4/SC](#)
- [CERC SATA 1.5/6 Channel](#)
- [PERC 4e/Di](#)
- [PERC 4e/Si](#)
- [PERC 5/E Adapter](#)
- [PERC 5/i Adapter](#)
- [PERC 5/i Integrated](#)
- [SAS 5/iR Adapter](#)
- [SAS 5/iR Integrated](#)
- [SAS 5/i Integrated](#)
- [SAS 5/E Adapter](#)
- [PERC 6/i Integrated and Adapter](#)
- [PERC 6/E Adapter](#)
- [SAS 6/iR Integrated and Adapter](#)
- [LSI Logic 1020/1030 Ultra320 SCSI Adapter](#)
- [CERC SATA 1.5/2S](#)
- [LSI 1020/1030 Embedded SCSI Controller](#)

---

## Overview

Starting with Dell™ OpenManage™ Server Administrator version 5.0, only the enhanced Storage Management Service will be supported. The Storage Management Service allows you to configure and manage your storage devices from within Server Administrator.

 **NOTE:** The Storage Management Service mentioned in this guide refers to the enhanced Storage Management Service. Server Administrator no longer supports the basic Storage Management Service (also known as Array Manager).


Most versions of the systems management CD/DVD support management of RAID controllers in the form of PERC cards, and some systems management releases also support CERC IDE and SATA controllers. System administrators responsible for monitoring the compatibility of their systems' storage devices need a clear matrix that shows the elements that are compatible with a particular storage controller. Each storage controller version in turn supports a specific array of elements, including:

- 1 Version of the Storage Management Service
- 1 Dell system
- 1 Firmware version number required for a particular controller
- 1 Supported operating systems, where each operating system requires a specific driver

For more information on Storage Management Services see the *Dell OpenManage Server Administrator User's Guide* and the *Dell OpenManage Storage Management User's Guide* either on the Dell Support website at [support.dell.com](http://support.dell.com) or on the *Dell Systems Management Tools and Documentation* DVD.

Five types of controllers are included in this section:

- 1 The RAID controller card group contains the following controllers: PERC 3/DC, PERC 3/SC, PERC 3/QC, PERC 4/SC, PERC 4/DC, PERC 4e/DC, PERC 5/E, PERC 5/i Adapter, PERC 5/i Integrated, SAS 5/iR Adapter, SAS 6/iR Integrated, PERC 6/E, PERC 6/i Adapter, PERC 6/i Integrated, SAS 6/iR Adapter, CERC ATA 100/4 Channel, and CERC SATA 1.5/6 Channel.
- 1 The RAID on motherboard (ROMB) group includes the following controllers: PERC 3/Di, PERC 4/Di, PERC 4e/Di, PERC 4e/Si, CERC SATA 1.5/2S, and SAS 5/iR Integrated.
- 1 The internal mirroring group, provided through the system BIOS, includes the PERC 4/IM controller.
- 1 The LSI 1020/1030 embedded SCSI controller.
- 1 The SAS 5/i Integrated and SAS 5/E controller.

 **NOTE:** The firmware and drivers listed in this section refer to the minimum supported version as of the publication date of this document. Later versions of the firmware and drivers may also be supported or required. For the most recent driver and firmware requirements, see the Dell Support website at [support.dell.com](http://support.dell.com) for the Storage Management Service.

## Key to Table Footnotes

Some drivers in the following tables are marked with an asterisk. You can refer to the following paragraph for more information:

### Linux Driver Included in RPM\*

The 1.1.4 Linux driver is included in RPM Package Manager (RPM) 2302.

## PERC 4/DC

The PERC 4/DC supports the following Dell systems: 650, 750, 1650, 1750, 1800, 1850, 2600, 2650, 2800, 2850, 4600, 6600, 6650, 6800, and 6850.

[Table 6-1](#) shows the other elements supported by the PERC 4/DC.

**Table 6-1. Storage Management Service Supported Elements: PERC 4/DC**

Storage Management Service	Dell OpenManage Version	PERC Firmware Version	Microsoft® Windows® 2000 Driver	Windows Server® 2003 Driver	Red Hat® Enterprise Linux® 3 Driver	Red Hat Enterprise Linux 4 Driver	Red Hat Enterprise Linux 5 server Driver	SUSE® Linux Enterprise Server (versions 9 and 10)
1.1	4.3	3500	5.46	6.41.2.32	2.10.7	NA	NA	NA
1.2	4.4	351Q	5.48	6.46.2.32 (32-bit) 6.46.3.64 (64-bit)	2.10.7	2.20.4.4	NA	NA
2.0	5.0	351X (32-bit) 351S (64-bit)	5.48	6.46.2.32 (32-bit) 6.46.3.64 (64-bit)	2.10.10.1	2.20.4.4	NA	2.20.4.7
2.1	5.1	351X (32-bit) 351S (64-bit)	5.48	6.46.2.32 (32-bit) 6.46.3.64 (64-bit)	2.10.10.1	2.20.4.4	NA	2.20.4.7
2.2	5.2	351S (64-bit)	NA	6.46.3.64	NA	NA	NA	NA
2.3	5.3	352D (64-bit)	5.48	6.46.2.32 (32-bit) 6.46.3.64 (64-bit)	2.10.10.1	2.20.4.4	NA	NA
2.4	5.4	352D (64-bit)	5.48	6.46.2.32 (32-bit) 6.46.3.64 (64-bit)	2.10.10.1	2.20.4.4	NA	NA

## PERC 4e/DC

The PERC 4e/DC supports the following Dell systems: 800, 830, 850, 1800, 1850, 1900, 1950, 2800, 2850, 2900, 2950, 2970, 6800, and 6850.

[Table 6-2](#) and [Table 6-3](#) shows the other elements supported by the PERC 4e/DC.

**Table 6-2. Storage Management Service Supported Elements: PERC 4/e DC for Windows**

Storage Management Service	Dell OpenManage Version	PERC Firmware Version	Windows 2000 Driver	Windows Server 2003 Driver	Windows Server 2008 Driver
1.1	4.3	513T	5.46	6.41.2.32	NA
1.2	4.4	521Q	5.48	6.46.2.32 (32-bit) 6.46.3.64 (64-bit)	NA
2.0	5.0	521X	5.48	6.46.2.32 (32-bit) 6.46.3.64 (64-bit)	NA
2.1	5.1	521X	5.48	6.46.2.32 (32-bit) 6.46.3.64 (64-bit)	NA
2.2	5.2	522A	NA	6.46.2.32	NA

				(32-bit) 6.46.3.64 (64-bit)	
2.3	5.3	5A2D	NA	6.46.2.32 (32-bit) 6.46.3.64 (64-bit)	Native
2.4	5.4	5A2D	NA	6.46.2.32 (32-bit) 6.46.3.64 (64-bit)	Native

**Table 6-3. Storage Management Service Supported Elements: PERC 4/e DC for Linux**

Storage Management Service	Dell OpenManage Version	PERC Firmware Version	Red Hat Enterprise Linux 3 Driver	Red Hat Enterprise Linux 4 Driver	Red Hat Enterprise Linux 5 server Driver	SUSE Linux Enterprise Server (versions 9 and 10)
1.1	4.3	513T	2.10.7	NA	NA	NA
1.2	4.4	521Q	2.10.7	2.20.4.4	NA	NA
2.0	5.0	521X	2.10.10.1	2.20.4.4	NA	2.20.4.7
2.1	5.1	521X	2.10.10.1	2.20.4.4	NA	2.20.4.7
2.2	5.2	522A	2.10.10.1	2.20.4.4	NA	2.20.4.7
2.3	5.3	5A2D	2.10.10.1	2.20.4.4	NA	2.20.4.7
2.4	5.4	5A2D	2.10.10.1	2.20.4.4	NA	2.20.4.7

Dell OpenManage version 5.3 supports only Update 5 of Red Hat Enterprise Linux version 4 and only SP3 for SUSE Linux Enterprise Server version 9. Dell OpenManage version 5.4 supports only Gold for Red Hat Enterprise Linux 5 server, SP4 for SUSE Linux Enterprise Server version 9, and Gold for SUSE Linux Enterprise Server version 10.

## PERC 3/DC

The PERC 3/DC supports the following Dell systems: 1650, 2600, 2650, 4600, 6600, and 6650.

[Table 6-4](#) shows the other elements supported by the PERC 3/DC.

**Table 6-4. Storage Management Service Supported Elements: PERC 3/DC**

Storage Management Service	Dell OpenManage Version	PERC Firmware Version	Windows 2000 Driver	Windows Server 2003 Driver	Red Hat Enterprise Linux 3 Driver	Red Hat Enterprise Linux 4 Driver	Red Hat Enterprise Linux 5 server Driver	SUSE Linux Enterprise Server (versions 9 and 10)
1.1	4.3	1970	5.46	6.41.2.32	2.10.7	NA	NA	NA
1.2	4.4	198Q	5.48	6.46.2.32 (32-bit) 6.41.2.64 (64-bit)	2.10.7	2.20.4.4	NA	NA
2.0	5.0	198X	5.48	6.46.2.32 (32-bit) 6.46.3.64 (64-bit)	2.10.10.1	2.20.4.4	NA	NA
2.1	5.1	198X	5.48	6.46.2.32 (32-bit) 6.46.3.64 (64-bit)	2.10.10.1	2.20.4.4	NA	NA
2.2	5.2	199A	NA	6.46.2.32 (32-bit) 6.46.3.64 (64-bit)	NA	2.20.4.4	NA	NA
2.3	5.3	199D	5.48	6.46.2.32 (32-bit) 6.46.3.64 (64-bit)	2.10.10.1	2.20.4.4	NA	NA
2.4	5.4	199D	5.48	6.46.2.32 (32-bit) 6.46.3.64 (64-bit)	2.10.10.1	2.20.4.4	NA	NA

Dell OpenManage version 5.3 supports only Update 5 of Red Hat Enterprise Linux version 4 and only SP3 for SUSE Linux Enterprise Server version 9. Dell OpenManage version 5.4 supports only Gold for Red Hat Enterprise Linux 5 server, SP4 for SUSE Linux Enterprise Server version 9, and Gold for SUSE Linux Enterprise Server version 10.

## PERC 3/QC

The PERC 3/QC supports the following Dell systems: 2600, 2650, 4600, 6600, and 6650.

[Table 6-5](#) shows the other elements supported by the PERC 3/QC.

**Table 6-5. Storage Management Service Supported Elements: PERC 3/QC**

Storage Management Service	Dell OpenManage Version	PERC Firmware Version	Windows 2000 Driver	Windows Server 2003 Driver	Red Hat Enterprise Linux 3 Driver	Red Hat Enterprise Linux 4 Driver	Red Hat Enterprise Linux 5 server Driver	SUSE Linux Enterprise Server (versions 9 and 10)
1.1	4.3	1970	5.46	6.41.2.32	2.10.7	NA	NA	NA
1.2	4.4	198Q	5.48	6.46.2.32 (32-bit) 6.41.2.64 (64-bit)	2.10.7	2.20.4.4	NA	NA
2.0	5.0	198X	5.48	6.46.2.32 (32-bit) 6.46.3.64 (64-bit)	2.10.10.1	2.20.4.4	NA	NA
2.1	5.1	198X	5.48	6.46.2.32 (32-bit) 6.46.3.64 (64-bit)	2.10.10.1	2.20.4.4	NA	NA
2.2	5.2	199A	NA	6.46.2.32 (32-bit) 6.46.3.64 (64-bit)	NA	2.20.4.4	NA	NA
2.3	5.3	199D	5.48	6.46.2.32(32-bit) 6.46.3.64 (64-bit)	2.10.10.1	2.20.4.4	NA	NA
2.4	5.4	199D	5.48	6.46.2.32(32-bit) 6.46.3.64 (64-bit)	2.10.10.1	2.20.4.4	NA	NA

## PERC 4/Di

The PERC 4/Di supports the following Dell systems: 1750 and 2600.

[Table 6-6](#) shows the other elements supported by the PERC 4/Di.

**Table 6-6. Storage Management Service Supported Elements: PERC 4/Di**

Storage Management Service	Dell OpenManage Version	PERC Firmware Version	Windows 2000 Driver	Windows Server 2003 Driver	Red Hat Enterprise Linux 3 Driver	Red Hat Enterprise Linux 4 Driver	Red Hat Enterprise Linux 5 server Driver	SUSE Linux Enterprise Server (versions 9 and 10)
1.1 on a PowerEdge™ 1750	4.3	4130	5.46	6.41.2.32	2.10.7	NA	NA	NA
1.1 on a PowerEdge 2600	4.3	2.500	5.46	6.41.2.32	2.10.7	NA	NA	NA
1.2 on a PowerEdge 1750	4.4	421Q	5.48	6.46.2.32 (32-bit) 6.41.2.32 (64-bit)	2.10.7	2.20.4.4	NA	NA
1.2 on a PowerEdge 2600	4.4	251Q	5.48	6.46.2.32 (32-bit) 6.41.2.32 (64-bit)	2.10.7	2.20.4.4	NA	NA
2.0 on a PowerEdge 1750	5.0	421W	5.48	6.46.2.32 (32-bit) 6.46.3.64 (64-bit)	2.10.10.1	2.20.4.4	NA	NA
2.0 on a PowerEdge 2600	5.0	251X	5.48	6.46.2.32 (32-bit) 6.46.3.64 (64-bit)	2.10.10.1	2.20.4.4	NA	NA
2.1 on a PowerEdge 1750	5.1	421W	5.48	6.46.2.32 (32-bit) 6.46.3.64 (64-bit)	2.10.10.1	2.20.4.4	NA	NA
2.1 on a	5.1	251X	5.48	6.46.2.32	2.10.10.1	2.20.4.4	NA	NA

PowerEdge 2600				(32-bit) 6.46.3.64 (64-bit)				
2.2 on a PowerEdge 2600	5.2	252A	NA	6.46.2.32 (32-bit) 6.46.3.64 (64-bit)	NA	2.20.4.4	NA	NA
2.2 on a PowerEdge 1750	5.2	422A	NA	6.46.2.32 (32-bit) 6.46.3.64 (64-bit)	NA	2.20.4.4	NA	NA
2.3 on a PowerEdge 2600	5.3	252D	5.48	6.46.2.32 (32-bit) 6.46.3.64 (64-bit)	2.10.10.1	2.20.4.4	NA	NA
2.3 on a PowerEdge 1750	5.3	422D	5.48	6.46.2.32 (32-bit) 6.46.3.64 (64-bit)	2.10.10.1	2.20.4.4	NA	NA
2.4 on a PowerEdge 2600	5.4	252D	5.48	6.46.2.32 (32-bit) 6.46.3.64 (64-bit)	2.10.10.1	2.20.4.4	NA	NA
2.3 on a PowerEdge 1750	5.4	422D	5.48	6.46.2.32 (32-bit) 6.46.3.64 (64-bit)	2.10.10.1	2.20.4.4	NA	NA

## CERC ATA 100 4/CH

The CERC ATA 100 4/CH supports the following Dell systems: 600SC, 650, and 1600SC.

[Table 6-7](#) shows the other elements supported by the CERC ATA 100 4/CH.

**Table 6-7. Storage Management Service Supported Elements: CERC ATA 100 4/CH**

Storage Management Service	Dell OpenManage Version	PERC Firmware Version	Windows 2000 Driver	Windows Server 2003 Driver	Red Hat Enterprise Linux 3 Driver	Red Hat Enterprise Linux 4 Driver	Red Hat Enterprise Linux 5 server Driver	SUSE Linux Enterprise Server (versions 9 and 10)
1.1	4.3	6.62	5.46	6.41.2.32	Native	NA	NA	NA
1.2	4.4	6.62	5.46	6.41.2.32	2.10.1	2.10.1	NA	NA
2.0	5.0	6.62	5.46	6.41.2.32	2.10.1	2.10.1	NA	NA
2.1	5.1	6.62	5.46	6.41.2.32	2.10.1	2.10.1	NA	NA
2.2	5.2	6.62	NA	6.41.2.32	NA	2.10.1	NA	NA
2.3	5.3	6.62	NA	6.41.2.32	NA	2.10.1	NA	NA
2.4	5.4	6.62	NA	6.41.2.32	NA	2.10.1	NA	NA

## PERC 3/Di

The PERC 3/Di supports the following Dell systems: 1650, 2650, and 4600.

[Table 6-8](#) and [Table 6-9](#) show the other elements supported by the PERC 3/Di.

**Table 6-8. Storage Management Service Supported Elements: PERC 3/Di**

Storage Management Service*	Dell OpenManage Version	PERC Firmware Version	Windows 2000 Driver	Windows Server® 2003 Driver	Windows Server 2008	
1.1 on a PowerEdge 1650	4.3	2.8.0.6092		2.8.0.6085	2.8.0.6085	NA
1.1 on a PowerEdge 2650	4.3	2.8.0.6092		2.8.0.6085*	2.8.0.6085*	NA
1.1 on a PowerEdge 4600	4.3	2.8.0.6092		2.8.0.6085*	2.8.0.6085*	NA
1.2 on a PowerEdge 1650	4.4	2.8.0.6092		2.8.0.6085*	2.8.0.6085	NA
1.2 on a PowerEdge 2650	4.4	2.8.0.6092		2.8.0.6085*	2.8.0.6085*	NA
1.2 on a PowerEdge 4600	4.4	2.8.0.6092		2.8.0.6085*	2.8.0.6085*	NA
2.0 on a PowerEdge 1650	5.0	2.8.0.6098		2.8.0.6085*	2.8.0.6085*	NA
2.0 on a PowerEdge 2650	5.0	2.8.0.6098		2.8.0.6085*	2.8.0.6085*	NA
2.0 on a PowerEdge 4600	5.0	2.8.0.6098		2.8.0.6085*	2.8.0.6085*	NA

2.1 on a PowerEdge 1650	5.1	2.8.0.6098	2.8.0.6085*	2.8.0.6085*	NA
2.1 on a PowerEdge 2650	5.1	2.8.0.6098	2.8.0.6085*	2.8.0.6085*	NA
2.1 on a PowerEdge 4600	5.1	2.8.0.6098	2.8.0.6085*	2.8.0.6085*	NA
2.2 on a PowerEdge 1650	5.2	2.8.1-6098	NA	2.8.0.6084	NA
2.2 on a PowerEdge 2650	5.2	2.8.1-6098	NA	2.8.0.6084	NA
2.2 on a PowerEdge 4600	5.2	2.8.1-6098	NA	2.8.0.6084	NA
2.3 on a PowerEdge 1650	5.3	2.8.1-7692	NA	2.8.0.6084	2.8.1.7691
2.3 on a PowerEdge 2650	5.3	2.8.1-7692	NA	2.8.0.6084	2.8.1.7691
2.3 on a PowerEdge 4600	5.3	2.8.1-7692	NA	2.8.0.6084	2.8.1.7691
2.4 on a PowerEdge 1650	5.4	2.8.1-7692	NA	2.8.0.6084	2.8.1.7691
2.4 on a PowerEdge 2650	5.4	2.8.1-7692	NA	2.8.0.6084	2.8.1.7691
2.4 on a PowerEdge 4600	5.4	2.8.1-7692	NA	2.8.0.6084	2.8.1.7691

\* The 1.1.4 Linux driver is included in the RPM Package Manager (RPM) 2302.

**Table 6-9. Storage Management Service Supported Elements: PERC 3/Di**

Storage Management Service*	Dell OpenManage Version	PERC Firmware Version	Red Hat Enterprise Linux 3 Driver	Red Hat Enterprise Linux 4 Driver	Red Hat Enterprise Linux 5 server Driver	SUSE Linux Enterprise Server (versions 9 and 10)
1.1 on a PowerEdge 1650	4.3	2.8.0.6092	1.1.4*	NA	NA	NA
1.1 on a PowerEdge 2650	4.3	2.8.0.6092	1.1.4*	NA	NA	NA
1.1 on a PowerEdge 4600	4.3	2.8.0.6092	1.1.4*	NA	NA	NA
1.2 on a PowerEdge 1650	4.4	2.8.0.6092	1.1.4*	1.1.5.2372	NA	NA
1.2 on a PowerEdge 2650	4.4	2.8.0.6092	1.1.4*	1.1.5.2372	NA	NA
1.2 on a PowerEdge 4600	4.4	2.8.0.6092	1.1.4*	1.1.5.2372	NA	NA
2.0 on a PowerEdge 1650	5.0	2.8.0.6098	1.1.4*	1.1.5.2392	NA	NA
2.0 on a PowerEdge 2650	5.0	2.8.0.6098	1.1.4*	1.1.5.2392	NA	NA
2.0 on a PowerEdge 4600	5.0	2.8.0.6098	1.1.4*	1.1.5.2392	NA	NA
2.1 on a PowerEdge 1650	5.1	2.8.0.6098	1.1.4*	1.1.5.2392	NA	NA
2.1 on a PowerEdge 2650	5.1	2.8.0.6098	1.1.4*	1.1.5.2392	NA	NA
2.1 on a PowerEdge 4600	5.1	2.8.0.6098	1.1.4*	1.1.5.2392	NA	NA
2.2 on a PowerEdge 1650	5.2	2.8.1-6098	NA	1.1.5.2372.1	NA	NA
2.2 on a PowerEdge 2650	5.2	2.8.1-6098	NA	1.1.5.2372.1	NA	NA
2.2 on a PowerEdge 4600	5.2	2.8.1-6098	NA	1.1.5.2372.1	NA	NA
2.3 on a PowerEdge 1650	5.3	2.8.1-7692	NA	1.1.5.2372.1	NA	NA
2.3 on a PowerEdge 2650	5.3	2.8.1-7692	NA	1.1.5.2372.1	NA	NA
2.3 on a PowerEdge 4600	5.3	2.8.1-7692	NA	1.1.5.2372.1	NA	NA
2.4 on a PowerEdge 1650	5.4	2.8.1-7692	NA	1.1.5.2372.1	NA	NA
2.4 on a PowerEdge 2650	5.4	2.8.1-7692	NA	1.1.5.2372.1	NA	NA
2.4 on a PowerEdge 4600	5.4	2.8.1-7692	NA	1.1.5.2372.1	NA	NA

\* The 1.1.4 Linux driver is included in the RPM Package Manager (RPM) 2302.

## PERC 4/IM

The PERC 4/IM supports the following Dell systems: 1655MC and 1855.

[Table 6-10](#) and [Table 6-11](#) show the other elements supported by the PERC 4/IM.

**Table 6-10. Storage Management Service Supported Elements: PERC 4/IM**

Storage Management Service	Dell OpenManage Version	PERC Firmware Version	Windows 2000 Driver	Windows Server 2003 Driver	Windows Server 2008
1.1 on PowerEdge 1655MC	4.3	1.00.12.00 1.00.0c.00 Hex	1.08.06	1.08.18 (Native)	NA
1.0.1 on PowerEdge 1855	4.1.4	1.03.23.90	1.09.11	1.09.11	NA
1.2 on PowerEdge 1655MC	4.4	1.00.12.00 1.00.0c.00 Hex	1.08.06	1.08.18 (Native)	NA
1.2 on PowerEdge 1855	4.4	1.03.23.90	1.09.11	1.09.11	NA
2.0 on PowerEdge 1655MC	5.0	1.03.23.90	1.08.06	Native	NA
2.0 on PowerEdge 1855	5.0	1.03.23.90	1.09.11	1.09.11	NA
2.1 on PowerEdge 1655MC	5.1	1.03.23.90	1.08.06	Native	NA
2.1 on PowerEdge 1855	5.1	1.03.23.90	1.09.11	1.09.11	NA
2.2 on PowerEdge 1655MC	5.2	1.03.23.90	NA	Native	NA
2.2 on PowerEdge 1855	5.2	1.03.23.90	NA	1.09.11	NA
2.3 on PowerEdge 1655MC	5.3	1.00.12.00	1.08.06	Native	NA
2.3 on PowerEdge 1855	5.3	1.03.23.90	1.09.11	1.09.11	Native
2.4 on PowerEdge 1655MC	5.4	1.00.12.00	1.08.06	Native	NA
2.4 on PowerEdge 1855	5.4	1.03.23.90	1.09.11	1.09.11	Native

**Table 6-11. Storage Management Service Supported Elements: PERC 4/IM**

Storage Management Service	Dell OpenManage Version	PERC Firmware Version	Red Hat Enterprise Linux 3 Driver	Red Hat Enterprise Linux 4 Driver	Red Hat Enterprise Linux 5 server Driver	SUSE Linux Enterprise Server (versions 9 and 10)
1.1 on PowerEdge 1655MC	4.3	1.00.12.00 1.00.0c.00 Hex	NA	NA	NA	NA
1.0.1 on PowerEdge 1855	4.1.4	1.03.23.90	Native	NA	NA	NA
1.2 on PowerEdge 1655MC	4.4	1.00.12.00 1.00.0c.00 Hex	NA	NA	NA	NA
1.2 on PowerEdge 1855	4.4	1.03.23.90	Native	Native	NA	NA
2.0 on PowerEdge 1655MC	5.0	1.03.23.90	NA	NA	NA	NA
2.0 on PowerEdge 1855	5.0	1.03.23.90	Native	Native	NA	NA
2.1 on PowerEdge 1655MC	5.1	1.03.23.90	NA	NA	NA	NA
2.1 on PowerEdge 1855	5.1	1.03.23.90	Native	Native	NA	NA
2.2 on PowerEdge 1655MC	5.2	1.03.23.90	NA	NA	NA	NA
2.2 on PowerEdge 1855	5.2	1.03.23.90	NA	Native	NA	NA
2.3 on PowerEdge 1655MC	5.3	1.00.12.00	NA	NA	NA	NA
2.3 on PowerEdge 1855	5.3	1.03.23.90	2.05.16	Native	NA	NA
2.4 on PowerEdge 1655MC	5.4	1.00.12.00	NA	NA	NA	NA
2.4 on PowerEdge 1855	5.4	1.03.23.90	2.05.16	Native	NA	NA

## PERC 4/SC

The PERC 4/SC supports the following Dell systems: 600SC, 650, 700, 750, 800, 830, 850, 1600SC, 1800, and 1850.

[Table 6-12](#) shows the other elements supported by the PERC 4/SC.

**Table 6-12. Storage Management Service Supported Elements: PERC 4/SC**

Storage Management Service	Dell OpenManage Version	PERC Firmware Version	Windows 2000 Driver	Windows Server 2003 Driver	Red Hat Enterprise Linux 3	Red Hat Enterprise Linux 4	Red Hat Enterprise Linux 5	SUSE Linux Enterprise Server (versions 9 and 10)
----------------------------	-------------------------	-----------------------	---------------------	----------------------------	----------------------------	----------------------------	----------------------------	--



					Driver	Driver	server Driver	
1.1	4.3	3500	5.46	6.41.2.32	2.10.7	NA	NA	NA
1.2	4.4	351Q	5.48	6.46.2.32 (32-bit) 6.46.3.64 (64-bit)	2.10.7	2.20.4.4	NA	NA
2.0	5.0	351X	5.48	6.46.2.32 (32-bit) 6.46.3.64 (64-bit)	2.10.10.1	2.20.4.4	NA	NA
2.1	5.1	351X	5.48	6.46.2.32 (32-bit) 6.46.3.64 (64-bit)	2.10.10.1	2.20.4.4	NA	NA
2.2	5.2	352B	NA	6.46.2.32 (32-bit) 6.46.3.64 (64-bit)	NA	2.20.4.4	NA	NA
2.3	5.3	352D (64-bit)	5.48	6.46.2.32 (32-bit) 6.46.3.64 (64-bit)	2.10.10.1	2.20.4.4	NA	NA
2.4	5.4	352D (64-bit)	5.48	6.46.2.32 (32-bit) 6.46.3.64 (64-bit)	2.10.10.1	2.20.4.4	NA	NA

## CERC SATA 1.5/6 Channel

The CERC SATA 1.5/6 Channel supports the following Dell systems: 700, 750, 800, 830, 850, and 1800.

[Table 6-13](#) and [Table 6-14](#) show the other elements supported by the CERC SATA 1.5/6 Channel.

**Table 6-13. Storage Management Service Supported Elements: CERC SATA 1.5/6 Channel**

Storage Management Service	Dell OpenManage Version	PERC Firmware Version	Windows 2000 Driver	Windows Server 2003 Driver	Windows Server 2008
1.1	4.3	2.8.0.7403	2.8.0.7010	2.8.0.7010	NA
1.2	4.4	4.1.0.7406	4.1.0.7010	4.1.0.7010 (32-bit) 4.1.1.7035 (64-bit)	NA
2.0	5.0	4.1.0.7417	4.1.0.7010	4.1.0.7010 (32-bit) 4.1.1.7038 (64-bit)	NA
2.1	5.1	4.1.0.7417	4.1.0.7010	4.1.0.7010 (32-bit) 4.1.1.7038 (64-bit)	NA
2.2	5.2	4.1.0.7417	NA	4.1.0.7010 (32-bit) 4.1.1.7038 (64-bit)	NA
2.3	5.3	4.1.0.7419	4.1.1.7040	4.1.1.7040	4.1.1.7040
2.4	5.4	4.1.0.7419	4.1.1.7040	4.1.1.7040	4.1.1.7040

\* The 1.1.4 Linux driver is included in the RPM Package Manager (RPM) 2302.

**Table 6-14. Storage Management Service Supported Elements: CERC SATA 1.5/6 Channel**

Storage Management Service	Dell OpenManage Version	PERC Firmware Version	Red Hat Enterprise Linux 3 Driver	Red Hat Enterprise Linux 4 Driver	Red Hat Enterprise Linux 5 server Driver	SUSE Linux Enterprise Server (versions 9 and 10)
1.1	4.3	2.8.0.7403	1.1.4*	NA	NA	NA
1.2	4.4	4.1.0.7406	1.1.4*	NA	NA	NA
2.0	5.0	4.1.0.7417	1.1.4*	1.1.5-2372	NA	NA
2.1	5.1	4.1.0.7417	1.1.4*	1.1.5-2372	NA	NA
2.2	5.2	4.1.0.7417	NA	1.1.5-2392	NA	NA
2.3	5.3	4.1.0.7419	NA	1.1.5-2392	NA	NA
2.4	5.4	4.1.0.7419	NA	1.1.5-2392	NA	NA

\* The 1.1.4 Linux driver is included in the RPM Package Manager (RPM) 2302.

## PERC 4e/Di

The PERC 4e/DI supports the following Dell systems: 2800, 2850, 6800, and 6850.

[Table 6-15](#) shows the other elements supported by the PERC 4e/Di.

**Table 6-15. Storage Management Service Supported Elements: PERC 4e/Di**

Storage Management Service	Dell OpenManage Version	PERC Firmware Version	Windows 2000 Driver	Windows Server 2003 Driver	Red Hat Enterprise Linux 3 Driver	Red Hat Enterprise Linux 4 Driver	Red Hat Enterprise Linux 5 server Driver	SUSE Linux Enterprise Server (versions 9 and 10)
1.1	4.3	5130	5.46	6.41.2.32	2.10.7	NA	NA	NA
1.2	4.4	521Q	5.48	6.46.2.32 (32-bit) 6.46.3.64 (64-bit)	2.10.7	2.20.4.4	NA	NA
2.0	5.0	521X	5.48	6.46.2.32 (32-bit) 6.46.3.64 (64-bit)	2.10.10.1	2.20.4.4	NA	2.20.4.7
2.1	5.1	521X	5.48	6.46.2.32 (32-bit) 6.46.3.64 (64-bit)	2.10.10.1	2.20.4.4	NA	2.20.4.7
2.2	5.2	522A	NA	6.46.2.32 (32-bit) 6.46.3.64 (64-bit)	NA	2.20.4.4	NA	2.20.4.7
2.3 on PowerEdge 2850	5.3	5A2D	5.48	6.46.2.32 (32-bit) 6.46.3.64 (64-bit)	2.10.10.1	2.20.4.4	NA	2.20.4.7
2.3 on PowerEdge 6850	5.3	5A2D	5.48	6.46.2.32 (32-bit) 6.46.3.64 (64-bit)	2.10.10.1	2.20.4.4	NA	2.20.4.7
2.4 on PowerEdge 2850	5.4	5A2D	5.48	6.46.2.32 (32-bit) 6.46.3.64 (64-bit)	2.10.10.1	2.20.4.4	NA	2.20.4.7
2.4 on PowerEdge 6850	5.4	5A2D	5.48	6.46.2.32 (32-bit) 6.46.3.64 (64-bit)	2.10.10.1	2.20.4.4	NA	2.20.4.7

Dell OpenManage version 5.3 supports only SP3 for SUSE Linux Enterprise Server version 9.

## PERC 4e/Si

The PERC 4e/Si supports the following Dell system: 1850.

[Table 6-16](#) shows the other elements supported by the PERC 4e/Si.

**Table 6-16. Storage Management Service Supported Elements: PERC 4e/Si**


Storage Management Service	Dell OpenManage Version	PERC Firmware Version	Windows 2000 Driver	Windows Server 2003 Driver	Red Hat Enterprise Linux 3 Driver	Red Hat Enterprise Linux 4 Driver	Red Hat Enterprise Linux 5 server Driver	SUSE Linux Enterprise Server (versions 9 and 10)
1.1	4.3	5130	5.46	6.41.2.32	2.10.7	NA	NA	NA
1.2	4.4	521Q	5.48	6.46.2.32 (32-bit) 6.46.3.64 (64-bit)	2.10.7	2.20.4.4	NA	NA
2.0	5.0	521X	5.48	6.46.2.32 (32-bit) 6.46.3.64 (64-bit)	2.10.10.1	2.20.4.4	NA	NA
2.1	5.1	521X	5.48	6.46.2.32 (32-bit) 6.46.3.64	2.10.10.1	2.20.4.4	NA	NA

				(64-bit)				
2.2	5.2	522A	NA	6.46.2.32 (32-bit) 6.46.3.64 (64-bit)	NA	2.20.4.4	NA	NA
2.3	5.3	5A2D	5.48	6.46.2.32 (32-bit) 6.46.3.64 (64-bit)	2.10.10.1	2.20.4.4	NA	Native
2.4	5.4	5A2D	5.48	6.46.2.32 (32-bit) 6.46.3.64 (64-bit)	2.10.10.1	2.20.4.4	NA	Native


Dell OpenManage version 5.3 supports only SP3 for SUSE Linux Enterprise Server version 9.

## PERC 5/E Adapter

The PERC 5/E Adapter supports the following Dell systems: 840, 860, 1850, 1900, 1950, 2900, 2950, 2970, 6800, 6850, 6950, and PowerVault 100.

 **NOTE:** All references made to PowerEdge 840, 2950, and 2900 also apply to Dell™ PowerVault™ 100, PowerVault 500, and PowerVault 600 respectively.

[Table 6-17](#) and [Table 6-18](#) show the other elements supported by the PERC 5/E Adapter.

 **NOTE:** The RAID cards support both 32- and 64-bit versions of Red Hat Enterprise Linux operating systems and only 64-bit versions of the SUSE Linux Enterprise Server operating systems. However, ia64 versions of any operating system are not supported.

**Table 6-17. Storage Management Service Supported Elements: PERC 5/E Adapter**

Storage Management Service	Dell OpenManage Version	PERC Firmware Version	Windows 2000 Driver	Windows Server 2003 Driver	Windows Server 2008
1.4	4.5.1	5.0.1	1.18.00.32	1.18.0.32 (32-bit) 1.18.0.64 (64-bit)	NA
2.0	5.0	5.0.1	1.18.00.32	1.18.0.32 (32-bit) 1.18.0.64 (64-bit)	NA
2.1	5.1	5.0.1	1.18.00.32	1.18.0.32 (32-bit) 1.18.0.64 (64-bit)	NA
2.2	5.2	5.1.1	2.8.0.32	2.8.0.32 (32-bit) 2.8.0.64 64-bit	NA
2.3	5.3	5.2.1-0066	2.14.0.32	2.14.0.32 (32-bit) 2.14.0.64 (64-bit)	NA
2.4	5.4	5.2.1-0066	2.14.0.32	2.14.0.32 (32-bit) 2.14.0.64 (64-bit)	Native


**Table 6-18. Storage Management Service Supported Elements: PERC 5/E Adapter**

Storage Management Service	Dell OpenManage Version	PERC Firmware Version	Red Hat Enterprise Linux 3 Driver	Red Hat Enterprise Linux 4 Driver	Red Hat Enterprise Linux 5 server Driver	SUSE Linux Enterprise Server (versions 9 and 10)
2.0	5.0	5.0.1	00.00.02.03	00.00.02.03	NA	00.00.02.05
2.1	5.1	5.0.1	00.00.02.03	00.00.02.03	NA	00.00.02.05
2.2	5.2	5.1.1	NA	00.00.03.06	00.00.03.06	00.00.03.06
2.3	5.3	5.2.1-0066	NA	00.00.03.13	00.00.03.13	00.00.03.13
2.4	5.4	5.2.1-0066	NA	00.00.03.13	00.00.03.16	00.00.03.16

Dell OpenManage version 5.3 supports only Update 5 of Red Hat Enterprise Linux version 4 and only SP3 for SUSE Linux Enterprise Server version 9. Dell OpenManage version 5.4 supports only Gold for Red Hat Enterprise Linux 5 server, SP4 for SUSE Linux Enterprise Server version 9, and Gold for SUSE Linux Enterprise Server version 10.

## PERC 5/i Adapter

The PERC 5/i Adapter supports the following Dell systems: 840, 6850, 6950, 1430SC, and PowerVault 100.

 **NOTE:** All references made to PowerEdge 840 also apply to PowerVault 100.

[Table 6-19](#) and [Table 6-20](#) show the other elements supported by the PERC 5/i Adapter.

**Table 6-19. Storage Management Service Supported Elements: PERC 5/i Adapter**

Storage Management Service	Dell OpenManage Version	PERC Firmware Version	Windows 2000 Driver	Windows Server 2003 Driver	Windows Server 2008 Driver
2.0	5.0	5.0.1	1.18.00.32	1.18.0.32 (32-bit) 1.18.0.64 (64-bit)	NA
2.1	5.1	5.0.1	1.18.00.32	1.18.0.32 (32-bit) 1.18.0.64 (64-bit)	NA
2.2	5.2	5.1.1	2.8.0.32	2.8.0.32 (32-bit) 2.8.0.64 (64-bit)	NA
2.3	5.3	5.2.1-0066	2.14.0.32	2.14.0.32 (32-bit) 2.14.0.64 (64-bit)	NA
2.4	5.4	5.2.1-0066	2.14.0.32	2.14.0.32 (32-bit) 2.14.0.64 (64-bit)	Native

**Table 6-20. Storage Management Service Supported Elements: PERC 5/i Adapter**

Storage Management Service	Dell OpenManage Version	PERC Firmware Version	Red Hat Enterprise Linux 3 Driver	Red Hat Enterprise Linux 4 Driver	Red Hat Enterprise Linux 5 server Driver	SUSE Linux Enterprise Server (versions 9 and 10)
2.0	5.0	5.0.1	00.00.02.03	00.00.02.03	NA	00.00.02.05
2.1	5.1	5.0.1	00.00.02.03	00.00.02.03	NA	00.00.02.05
2.2	5.2	5.1.1	NA	00.00.03.06	00.00.03.06	00.00.03.06
2.3	5.3	5.2.1-0066	NA	00.00.03.16	00.00.03.16	00.00.03.16
2.4	5.4	5.2.1-0066	NA	00.00.03.16	00.00.03.16	00.00.03.16

Dell OpenManage version 5.3 supports only Update 5 of Red Hat Enterprise Linux version 4 and only SP3 for SUSE Linux Enterprise Server version 9. Dell OpenManage version 5.4 supports only Gold for Red Hat Enterprise Linux 5 server, SP4 for SUSE Linux Enterprise Server version 9, and Gold for SUSE Linux Enterprise Server version 10.

## PERC 5/i Integrated

The PERC 5/i Integrated supports the following Dell systems: 1900, 1950, 2900, 2950, 2970, and PowerVault™ NX1950.

[Table 6-21](#) and [Table 6-22](#) show the other elements supported by the PERC 5/i Integrated.

**Table 6-21. Storage Management Service Supported Elements: PERC 5/i Integrated**

Storage Management Service	Dell OpenManage Version	PERC Firmware Version	Windows 2000 Driver	Windows Server 2003 Driver	Windows Server 2008 Driver
2.0	5.0	5.0.1	1.18.00.32	1.18.0.32 (32-bit) 1.18.0.64 (64-bit)	NA
2.1	5.1	5.0.1	1.18.00.32	1.18.0.32 (32-bit) 1.18.0.64 (64-bit)	NA
2.2	5.2	5.1.1	2.8.0.32	2.8.0.32 (32-bit) 2.8.0.64 (64-bit)	NA
2.3	5.3	5.2.1-0067	2.14.0.32	2.14.0.32 (32-bit) 2.14.0.64 (64-bit)	NA
2.4	5.4	5.2.1-0067	2.14.0.32	2.14.0.32 (32-bit) 2.14.0.64 (64-bit)	Native


**Table 6-22. Storage Management Service Supported Elements: PERC 5/i Integrated**

Storage Management Service	Dell OpenManage Version	PERC Firmware Version	Red Hat Enterprise Linux 3 Driver	Red Hat Enterprise Linux 4 Driver	Red Hat Enterprise Linux 5server Driver	SUSE Linux Enterprise Server (versions 9 and 10)
2.0	5.0	5.0.1	00.00.02.03	00.00.02.03	NA	00.00.02.05
2.1	5.1	5.0.1	00.00.02.03	00.00.02.03	NA	00.00.02.05
2.2	5.2	5.1.1	NA	00.00.03.06	00.00.03.06	00.00.03.06
2.3	5.3	5.2.1-0067	NA	00.00.03.16	00.00.03.16	00.00.03.16
2.4	5.4	5.2.1-0067	NA	00.00.03.16	00.00.03.16	00.00.03.16

Dell OpenManage version 5.3 supports only Update 5 of Red Hat Enterprise Linux version 4 and only SP3 for SUSE Linux Enterprise Server version 9. Dell OpenManage version 5.4 supports only Gold for Red Hat Enterprise Linux 5 server, SP4 for SUSE Linux Enterprise Server version 9, and Gold for SUSE Linux Enterprise Server version 10.

## SAS 5/iR Adapter

The SAS 5/iR Adapter supports the following Dell systems: 440SC, 1435SC, 1430SC, 840, 860, 1900, 6950, and PowerVault 100.

 **NOTE:** All references made to PowerEdge 840 also apply to PowerVault 100.

[Table 6-23](#) and [Table 6-24](#) show the other elements supported by the SAS 5/iR Adapter.

**Table 6-23. Storage Management Service Supported Elements: SAS 5/iR Adapter**

Storage Management Service	Dell OpenManage Version	SAS Firmware/BIOS Version	Windows 2000 Driver	Windows Server 2003 Driver	Windows Server 2008
2.0	5.0	00.06.50.00/ 06.06.00.02	1.21.08.00	1.21.08.00	NA
2.1	5.1	00.06.50.00/ 06.06.00.02	1.21.08.00	1.21.08.00	NA
2.2	5.2	00.10.47.00/ 06.12.02.00	1.24.0.2	1.24.0.2	NA
2.3	5.3	00.10.51.00.06.12.05.00	1.24.4.0	1.24.04.00	NA
2.4	5.4	00.10.51.00.06.12.05.00	1.24.04.40	1.24.04.40	1.26.05.00

**Table 6-24. Storage Management Service Supported Elements: SAS 5/iR Adapter**

Storage Management Service	Dell OpenManage Version	SAS Firmware/BIOS Version	Red Hat Enterprise Linux 3 Driver	Red Hat Enterprise Linux 4 Driver	Red Hat Enterprise Linux 5 server Driver	SUSE Linux Enterprise Server (versions 9 and 10)
2.0	5.0	00.06.50.00/ 06.06.00.02	02.06.32	03.02.63	NA	03.02.63
2.1	5.1	00.06.50.00/ 06.06.00.02	02.06.32	03.02.63	NA	03.02.63
2.2	5.2	00.10.47.00/ 06.12.02.00	NA	03.02.83.12	4.00.00.00	03.02.83.12 (version 9) 4.00.00.00 (version 10)
2.3	5.3	00.10.51.00.06.12.05.00	NA	3.02.83.12-7	4.00.07.00-2	3.02.83.12-7 (version 9) 4.00.07.00-2 (version 10)
2.4	5.4	00.10.51.00.06.12.05.00	NA	3.02.83.12-7	4.00.07.00-2	03.02.83.12 (version 9) Native (version 9 SP4) 4.00.07.00-2 (version 10)

Dell OpenManage version 5.3 supports only Update 5 of Red Hat Enterprise Linux version 4 and only SP3 for SUSE Linux Enterprise Server version 9. Dell OpenManage version 5.4 supports only Gold for Red Hat Enterprise Linux 5 server, SP4 for SUSE Linux Enterprise Server version 9, and Gold for SUSE Linux Enterprise Server version 10.

## SAS 5/iR Integrated

The SAS 5/iR Integrated supports the following Dell system: 1955.

[Table 6-25](#) and [Table 6-26](#) show the other elements supported by the SAS 5/iR Integrated.

**Table 6-25. Storage Management Service Supported Elements: SAS 5/iR Integrated**

Storage Management Service	Dell OpenManage Version	SAS Firmware/BIOS Version	Windows 2000 Driver	Windows Server 2003 Driver	Windows Server 2008
2.0	5.0	00.06.50.00/06.06.00.02	1.21.08.00	1.21.08.00	NA
2.1	5.1	00.06.50.00/06.06.00.02	1.21.08.00	1.21.08.00	NA
2.2	5.2	00.10.47.00.06.12.02.00	1.24.0.2	1.24.0.2	NA
2.3	5.3	00.10.51.00.06.12.05.00	1.24.04.00	1.24.04.00	NA
2.4	5.4	00.10.51.00.06.12.05.00	1.24.04.40	1.24.04.40	1.26.05.00

**Table 6-26. Storage Management Service Supported Elements: SAS 5/iR Integrated**

Storage Management Service	Dell OpenManage Version	SAS Firmware/BIOS Version	Red Hat Enterprise Linux 3 Driver	Red Hat Enterprise Linux 4 Driver	Red Hat Enterprise Linux 5 server Driver	SUSE Linux Enterprise Server (versions 9 and 10)
2.0	5.0	00.06.50.00/06.06.00.02	2.06.32	3.02.63	NA	3.02.63
2.1	5.1	00.06.50.00/06.06.00.02	2.06.32	3.02.63	NA	3.02.63
2.2	5.2	00.10.47.00.06.12.02.00	NA	3.02.83.12	4.00.00.00	03.02.83.12 (version 9) 4.00.00.00 (version 10)
2.3	5.3	00.10.51.00.06.12.05.00	NA	3.02.83.12-7	4.00.07.00-2	3.02.83.12-7 (version 9) 4.00.07.00-2 (version 10)
2.4	5.4	00.10.51.00.06.12.05.00	NA	3.02.83.12-7	4.00.07.00-2	03.02.83.12 (version 9) Native (version 9 SP4) 4.00.07.00-2 (version 10)

Dell OpenManage version 5.3 supports only Update 5 of Red Hat Enterprise Linux version 4 and only SP3 for SUSE Linux Enterprise Server version 9. Dell OpenManage version 5.4 supports only Gold for Red Hat Enterprise Linux 5 server, SP4 for SUSE Linux Enterprise Server version 9, and Gold for SUSE Linux Enterprise Server version 10.

## SAS 5/i Integrated

The SAS 5/i Integrated controller supports the following Dell systems: 1950, 2900, 2950, and 2970.

[Table 6-27](#) and [Table 6-28](#) show the other elements supported by the SAS 5/i Integrated controller.

**Table 6-27. Storage Management Service Supported Elements: SAS 5/i Integrated**

Storage Management Service	Dell OpenManage Version	SAS Firmware/BIOS Version	Windows 2000 Driver	Windows Server 2003 Driver	Windows Server 2008
2.0	5.0	00.06.40.00/06.06.00.01	1.21.08.00	1.21.08.00	NA
2.1	5.1	00.06.40.00/06.06.00.01	1.21.08.00	1.21.08.00	NA
2.2	5.2	00.10.47.00.06.12.02.00	1.24.0.2	1.24.0.2	NA
2.3	5.3	00.10.51.00.06.12.05.00	1.24.04.00	1.24.04.00	NA
2.4	5.4	00.10.51.00.06.12.05.00	1.24.04.40	1.24.04.40	1.26.05.00

**Table 6-28. Storage Management Service Supported Elements: SAS 5/i Integrated**

Storage	Dell	SAS	Red Hat	Red Hat	Red Hat	SUSE

Management Service	OpenManage Version	Firmware/ BIOS Version	Enterprise Linux 3 Driver	Enterprise Linux 4 Driver	Enterprise Linux 5 server Driver	Linux Enterprise Server (versions 9 and 10)
2.0	5.0	00.06.40.00/06.06.00.01	02.06.32	03.02.63	NA	03.02.63
2.1	5.1	00.06.40.00/06.06.00.01	02.06.32	03.02.63	NA	03.02.63
2.2	5.2	00.10.47.00.06.12.02.00	NA	03.02.83.12	4.00.00.00	03.02.83.12 (version 9) 4.00.00.00 (version 10)
2.3	5.3	00.10.51.00.06.12.05.00	2.06.48.02-2	3.02.83.12-7	4.00.07.00-2	3.02.83.12-7 (version 9) 4.00.07.00-2 (version 10)
2.4	5.4	00.10.51.00.06.12.05.00	2.06.48.02-2	3.02.83.12-7	4.00.07.00-2	03.02.83.12 (version 9) Native (version 9 SP4) 4.00.07.00-2 (version 10)

Dell OpenManage version 5.3 supports only Update 5 of Red Hat Enterprise Linux version 4 and only SP3 for SUSE Linux Enterprise Server version 9. Dell OpenManage version 5.4 supports only Gold for Red Hat Enterprise Linux 5 server, SP4 for SUSE Linux Enterprise Server version 9, and Gold for SUSE Linux Enterprise Server version 10.

## SAS 5/E Adapter

The SAS 5/E Adapter supports the following Dell systems: 1800, 1850, 1900, 1950, 2800, 2850, 2900, 2950, 2970, 6800, 6850, 6950, R900, PowerVault NX1950, PowerVault 500, and PowerVault 600.

[Table 6-29](#) and [Table 6-30](#) show the other elements supported by the SAS 5/E Adapter.

**Table 6-29. Storage Management Service Supported Elements: SAS 5/E Adapter**

Storage Management Service	Dell OpenManage Version	SAS Firmware/ BIOS Version	Windows 2000 Driver	Windows Server 2003 Driver	Windows Server 2008
2.0	5.0	00.06.40.00/06.06.00.01	1.21.08.00	1.21.08.00	NA
2.1	5.1	00.06.40.00/06.06.00.01	1.21.08.00	1.21.08.00	NA
2.2	5.2	00.10.47.00.06.12.02.00	1.24.0.2	1.24.0.2	NA
2.3	5.3	00.10.51.00.06.12.05.00	1.24.04.00	1.24.04.00	NA
2.4	5.4	00.10.51.00.06.12.05.00	1.24.04.40	1.24.04.40	1.26.05.00

**Table 6-30. Storage Management Service Supported Elements: SAS 5/E Adapter**

Storage Management Service	Dell OpenManage Version	SAS Firmware/ BIOS Version	Red Hat Enterprise Linux 3 Driver	Red Hat Enterprise Linux 4 Driver	Red Hat Enterprise Linux 5 server Driver	SUSE Linux Enterprise Server (versions 9 and 10)
2.0	5.0	00.06.40.00/06.06.00.01	02.06.32	03.02.63	NA	03.02.63
2.1	5.1	00.06.40.00/06.06.00.01	02.06.32	03.02.63	NA	03.02.63
2.2	5.2	00.10.47.00.06.12.02.00	NA	03.02.83.12	4.00.00.00	03.02.83.12 (version 9) 4.00.00.00 (version 10)
2.3	5.3	00.10.51.00.06.12.05.00	2.06.48.02-2	3.02.83.12-7	4.00.07.00-2	3.02.83.12-7 (version 9) 4.00.07.00-2 (version 10)
2.4	5.4	00.10.51.00.06.12.05.00	2.06.48.02-2	3.02.83.12-7	4.00.07.00-2	03.02.83.12 (version 9) Native (version 9 SP4) 4.00.07.00-2 (version 10)

Dell OpenManage version 5.3 supports only Update 5 of Red Hat Enterprise Linux version 4 and only SP3 for SUSE Linux Enterprise Server version 9. Dell OpenManage version 5.4 supports only Gold for Red Hat Enterprise Linux 5 server, SP4 for SUSE Linux Enterprise Server version 9, and Gold for SUSE Linux Enterprise Server version 10.

## PERC 6/i Integrated and Adapter

The PERC 6/i Integrated supports the following Dell systems: 1950, 2900, 2950, 2970, R900, PowerVault 500 and PowerVault 600.

The PERC 6/i Adapter supports the following Dell systems: T300 and T605.

[Table 6-31](#) and [Table 6-32](#) show the other elements supported by the PERC 6/i Integrated and Adapter.

**Table 6-31. Storage Management Service Supported Elements: PERC 6/i Integrated and Adapter**

Storage Management Service	Dell OpenManage Version	PERC Firmware	Windows Server 2003 Driver	Windows Server 2008
2.3	5.3	6.0.1-0080	2.14.0.32 (32-bit) 2.14.0.64 (64-bit)	NA
2.4	5.4	6.0.2-0001	2.14.0.32 (32-bit) 2.14.0.64 (64-bit)	Native


**Table 6-32. Storage Management Service Supported Elements: PERC 6/i Integrated and Adapter**

Storage Management Service	Dell OpenManage Version	PERC Firmware	Red Hat Enterprise Linux 4.5 Driver	Red Hat Enterprise Linux 5 server Driver	SUSE Linux Enterprise Server (version 10)
2.3	5.3	6.0.1-0080	00.00.03.13	00.00.03.13	00.00.03.13
2.4	5.4	6.0.2-0001	00.00.03.16	00.00.03.16	00.00.03.16

Dell OpenManage version 5.3 supports only Update 5 of Red Hat Enterprise Linux version 4 and only SP3 for SUSE Linux Enterprise Server version 9. Dell OpenManage version 5.4 supports only Gold for Red Hat Enterprise Linux 5 server, SP4 for SUSE Linux Enterprise Server version 9, and Gold for SUSE Linux Enterprise Server version 10.

## PERC 6/E Adapter

The PERC 6/E Adapter supports the following Dell systems: 1950, 2900, 2950, 2970, 6950, R200, R900, PowerVault 500 and PowerVault 600.

 **NOTE:** All references made to PowerEdge 840, 2950, and 2900 also apply to PowerVault 100, PowerVault 500, and PowerVault 600 respectively.

[Table 6-33](#) and [Table 6-34](#) show the other elements supported by the PERC 6/E Adapter.

**Table 6-33. Storage Management Service Supported Elements: PERC 6/E Adapter**

Storage Management Service	Dell OpenManage Version	PERC Firmware	Windows Server 2003 Driver	Windows Server 2008
2.3	5.3	6.0.1-0080	2.14.0.32 (32-bit) 2.14.0.64 (64-bit)	NA
2.4	5.4	6.0.2-0001	2.14.0.32 (32-bit) 2.14.0.64 (64-bit)	Native

**Table 6-34. Storage Management Service Supported Elements: PERC 6/E Adapter**

Storage Management Service	Dell OpenManage Version	PERC Firmware	Red Hat Enterprise Linux 4.5 Driver	Red Hat Enterprise Linux 5 server Driver	SUSE Linux Enterprise Server (version 10)
2.3	5.3	6.0.1-0080	00.00.03.13	00.00.03.13	00.00.03.13
2.4	5.4	6.0.2-0001	00.00.03.16	00.00.03.16	00.00.03.16

Dell OpenManage version 5.3 supports only Update 5 of Red Hat Enterprise Linux version 4 and only SP3 for SUSE Linux Enterprise Server version 9. Dell OpenManage version 5.4 supports only Gold for Red Hat Enterprise Linux 5 server, SP4 for SUSE Linux Enterprise Server version 9, and Gold for SUSE Linux Enterprise Server version 10.

## SAS 6/iR Integrated and Adapter



The SAS 6/iR Integrated supports the following Dell PowerEdge non-modular systems: 1950, 2900, 2950, 2970, R900, PowerVault 500, and PowerVault 600.

The SAS 6/iR Integrated also supports the following Dell PowerEdge modular systems: M600 and M605.

The SAS 6/iR Adapter supports the following Dell systems: SC460, 840, R300, T300, and 605.

[Table 6-35](#) shows the other elements supported by the SAS 6/iR Integrated and Adapter.

**Table 6-35. Storage Management Service Supported Elements: SAS 6/iR Integrated and Adapter**

Storage Management Service	Dell OpenManage Version	SAS Firmware/ BIOS Version	Windows Server 2003 Driver	Windows Server 2008
2.3	5.3	00.20.46.00.06.14.10.00	1.24.04.00	NA
2.4	5.4	00.20.48.00.06.14.10.00	1.24.04.40	1.26.05.00

**Table 6-36. Storage Management Service Supported Elements: SAS 6/iR Integrated and Adapter**

Storage Management Service	Dell OpenManage Version	SAS Firmware/ BIOS Version	Red Hat Enterprise Linux 4.5 Driver	Red Hat Enterprise Linux 5 server Driver	SUSE Linux Enterprise Server (versions 9 and 10)
2.3	5.3	00.20.46.00.06.14.10.00	3.02.83.12-7	4.00.07.00-2	3.03.83.12-7 (version 9) 4.00.07.00-2 (version 10)
2.4	5.4	00.20.48.00.06.14.10.00	3.02.83.12-7	4.00.07.00-2	03.02.83.12 (version 9) Native (version 9 SP4) 4.00.07.00-2 (version 10)

Dell OpenManage version 5.3 supports only Update 5 of Red Hat Enterprise Linux version 4 and only SP3 for SUSE Linux Enterprise Server version 9. Dell OpenManage version 5.4 supports only Gold for Red Hat Enterprise Linux 5 server, SP4 for SUSE Linux Enterprise Server version 9, and Gold for SUSE Linux Enterprise Server version 10.

## LSI Logic 1020/1030 Ultra320 SCSI Adapter

LSI Logic 1020/1030 Ultra320 SCSI adapter supports the following Dell PowerEdge system: 2970.

[Table 6-37](#) and [Table 6-38](#) show the other elements supported by LSI Logic 1020/1030 Ultra320 SCSI adapter.

**Table 6-37. Storage Management Service Supported Elements: LSI Logic 1020/1030 Ultra320 SCSI Adapter**

Storage Management Service	Dell OpenManage Version	PERC Firmware/ BIOS Version	Windows 2000 Driver	Windows Server 2003 Driver
2.2	5.2	<b>NOTE:</b> See the appropriate <b>readme</b> file for the latest information.	1.21.25.00	1.21.25.00
2.3	5.3	1.03.27.00.5.10.08.00.12	1.21.25.00	1.21.25.00
2.4	5.4	1.03.27.00.5.10.08.00.12	1.21.25.00	1.21.25.00

**Table 6-38. Storage Management Service Supported Elements: LSI Logic 1020/1030 Ultra320 SCSI Adapter**

Storage Management Service	Dell OpenManage Version	PERC Firmware/ BIOS Version	Red Hat Enterprise Linux 3 Driver	Red Hat Enterprise Linux 4 Driver	Red Hat Enterprise Linux 5 server Driver	SUSE Linux Enterprise Server (versions 9 and 10)
2.2	5.2	<b>NOTE:</b> See the appropriate <b>readme</b> file for the latest information.	NA	3.02.83.01	NA	3.02.83.01 (version 9) 3.03.15 (version 10)
2.3	5.3	1.03.27.00.5.10.08.00.12	NA	3.02.83.12-5	NA	3.02.83.12-5 (version 9 only)

Dell OpenManage version 5.3 supports only SP3 for SUSE Linux Enterprise Server version 9.

## CERC SATA 1.5/2S

The CERC SATA 1.5/2s supports the following Dell systems: 800 and 1800.

[Table 6-39](#) show the other elements supported by the CERC SATA 1.5/2S.

**Table 6-39. Storage Management Service Supported Elements: CERC SATA 1.5/2S**

Storage Management Service*	Dell OpenManage Version	PERC Firmware Version	Windows 2000 Driver	Windows Server 2003 Driver	Red Hat Enterprise Linux 3 Driver	Red Hat Enterprise Linux 4 Driver	Red Hat Enterprise Linux 5 server Driver	SUSE Linux Enterprise Server (versions 9 and 10)
1.1	4.3	NA	6.00.048	6.00.048	NA	NA	NA	NA
1.2	4.4	NA	6.00.050	6.00.050	NA	NA	NA	NA
2.0	5.0	NA	6.00.050	6.00.050	NA	NA	NA	NA
2.1	5.1	NA	6.00.050	6.00.050	NA	NA	NA	NA
2.2	5.2	NA	NA	6.0.50.5 (32-bit) 6.0.3643.4 (64-bit)	NA	NA	NA	NA
2.3	5.3	NA	NA	6.0.50.5 (32-bit) 6.0.3643.4 (64-bit)	NA	NA	NA	NA

\* The 1.1.4 Linux driver is included in the RPM Package Manager (RPM) 2302.

## LSI 1020/1030 Embedded SCSI Controller

This embedded SCSI controller is an onboard chip. It supports the following systems: 1600SC, 1750, 1800, 1850, 2600, 2650, 2800, 2850, 6800, 6850, and 7250.

[Table 6-40](#) and [Table 6-41](#) show the other elements supported by the LSI 1020/1030.

**Table 6-40. Storage Management Service Supported Elements: LSI 1020**

Storage Management Service	Dell OpenManage Version	PERC Firmware Version	Windows 2000 Driver	Windows Server 2003 Driver	Red Hat Enterprise Linux 3 Driver	Red Hat Enterprise Linux 4 Driver	Red Hat Enterprise Linux 5 server Driver	SUSE Linux Enterprise Server (version 9 and 10)
1.1 on a PowerEdge 1600SC	4.3	1.03.04.00	1.08.19	1.08.18 (Native)	NA	NA	NA	NA
1.2 on a PowerEdge 1600SC	4.4	1.03.23	1.09.11	1.09.11 (Native)	2.05.11.03	Native	NA	NA
2.0 on a PowerEdge 1600SC	5.0	1.03.23	1.09.11	1.09.11 (Native)	2.05.11.03	Native	NA	NA
2.1 on a PowerEdge 1600SC	5.1	1.03.23	1.09.11	1.09.11 (Native)	2.05.11.03	Native	NA	NA
2.2 on a PowerEdge 1600SC	5.2	1.03.23	NA	Native	NA	Native	NA	NA
2.3 on a PowerEdge 1600SC	5.3	1.03.23	NA	Native	NA	Native	NA	NA

**Table 6-41. Storage Management Service Supported Elements: LSI 1030**

Storage Management Service	Dell OpenManage Version	PERC Firmware Version	Windows 2000 Driver	Windows Server 2003 Driver	Red Hat Enterprise Linux 3 Driver	Red Hat Enterprise Linux 4 Driver	Red Hat Enterprise Linux 5 server Driver	SUSE Linux Enterprise Server (version 9 and 10)
1.1 on PowerEdge 1750	4.3	1.01.61.00	1.08.19	1.08.18 (Native)	NA	NA	NA	NA
1.1 on	4.3	1.01.61.00	1.08.19	1.08.18	NA	NA	NA	NA

PowerEdge 2600				(Native)				
1.2 on a PowerEdge 1750	4.4	1.03.23	1.09.11	1.09.11 (Native)	2.05.11.03	Native	NA	NA
1.2 on a PowerEdge 2600	4.4	1.03.23	1.09.11	1.09.11 (Native)	2.05.11.03	Native	NA	NA
2.0 on a PowerEdge 1750	5.0	1.03.23	1.09.11	1.09.11 (Native)	2.05.11.03	Native	NA	NA
2.0 on a PowerEdge 2600	5.0	1.03.23	1.09.11	1.09.11 (Native)	2.05.11.03	Native	NA	NA
2.1 on a PowerEdge 1750	5.1	1.03.23	1.09.11	1.09.11 (Native)	2.05.11.03	Native	NA	NA
2.1 on a PowerEdge 2600	5.1	1.03.23	1.09.11	1.09.11 (Native)	2.05.11.03	Native	NA	NA
2.2 on a PowerEdge 1750	5.2	1.01.61.00	NA	Native	NA	NA	NA	NA
2.2 on a PowerEdge 2600	5.2	1.01.61.00	NA	Native	NA	NA	NA	NA
2.3 on a PowerEdge 1750	5.3	1.01.61.00	NA	Native	NA	NA	NA	NA
2.3 on a PowerEdge 2600	5.3	1.01.61.00	NA	Native	NA	NA	NA	NA

[Back to Contents Page](#)

[Back to Contents Page](#)

## Supported Browsers

### Dell™ Systems Software Support Matrix 5.4


[Table A-1](#) lists the browsers that support Dell™ OpenManage™ in Dell systems.


Table A-1. Supported Browsers


Operating System	Windows® 2000	Windows 2003	Windows XP	Windows Server® 2008	Windows Vista	SUSE® Linux Enterprise Server 9	SUSE Linux Enterprise Server 10	Red Hat® Enterprise Linux® 4.5	Red Hat Enterprise Linux 5 server
Browser	Microsoft® Internet Explorer® 6.0 SP2	Internet Explorer 7.0 Internet Explorer 6.0 SP2 Firefox® 2.0	Internet Explorer 6.0 SP2 Firefox 2.0	Internet Explorer 7.0 Firefox 2.0	Internet Explorer 7.0 Firefox 2.0	Firefox 1.5	Firefox 1.5 Firefox 2.0	Firefox 1.5	Firefox 1.5

 **NOTE:** Microsoft Windows Server 2008 is scheduled to be available in the first half of 2008. For latest information, see <http://www.microsoft.com/windowsserver2008/default.aspx>.

 **NOTE:** IT Assistant is not supported on Firefox 2.0 for Microsoft Windows Server 2008.

 **NOTE:** IT Assistant is not supported on Microsoft Windows 2000 Professional, Windows Small Business Server 2003, and Windows Server 2008 Server Core.

 **NOTE:** DRAC 5 on Firefox 1.5 is supported only on the SUSE Linux Enterprise Server 10 operating system.

 **NOTE:** On Microsoft Windows operating systems, DRAC 5 is not supported on Firefox.

---

[Back to Contents Page](#)

## Supported Dell OpenManage Change Management Software

### Dell™ Systems Software Support Matrix 5.4

- [Supported Change Management Software on Microsoft Windows Operating Systems](#)
- [Supported Change Management Software on Linux Operating Systems](#)

Dell™ OpenManage™ change management software is a set of tools that provides an easy way to update Dell systems. It is also an efficient way to manage hardware, software, and operating system updates.

Dell OpenManage change management software comprises:

1 Dell Update Packages

A Dell Update Package (DUP) is a self-contained executable in a standard package format. Each Update Package is designed to update a single software component on a Dell system.

Dell Update Packages allow administrators to update a wide range of system components simultaneously and apply scripts to similar sets of Dell systems to bring system software components up to the same version levels.

For more information on DUPs, see the *Dell Update Packages User's Guide* available on the Dell Support website at [support.dell.com](http://support.dell.com). This guide is also available on the *Dell Server Updates DVD*.

1 Server Update Utility

Dell OpenManage Server Update Utility (SUU) is a DVD-based application for identifying and applying updates to a Dell system. You can use SUU to update your Dell system or to view the updates available for any system supported by SUU.

SUU compares the versions of components currently installed on your system with update components packaged on the *Dell Server Updates DVD*. SUU then displays a comparison report of the versions and provides the option of updating the components.

For more information on SUU, see the *Dell OpenManage Server Update Utility User's Guide* available on the Dell Support website at [support.dell.com](http://support.dell.com). This guide is also available on the *Dell Systems Management Tools and Documentation DVD* and the *Dell Server Updates DVD*.


## Supported Change Management Software on Microsoft Windows Operating Systems


[Table 3-1](#) lists the supported Dell OpenManage 5.4 change management software on systems running a supported Microsoft® Windows® operating system.

- 1 A D in the intersection of the operating system and the Dell system columns indicates support for Dell Update Packages.
- 1 An S in the intersection of the operating system and the Dell system columns indicates support for Server Update Utility.

 **NOTE:** R805 and R905 are scheduled to be available in first half of 2008.

 **NOTE:** Microsoft Windows Server® 2008 is scheduled to be available in the first half of 2008. For latest information, see <http://www.microsoft.com/windowsserver2008/default.mspx>.

 **NOTE:** Server Update Utility is used for server updates and may not work on newly released Dell systems that do not receive any server updates.

 **NOTE:** Though Windows Server 2003 SP2 and Windows 2000 Server and Advanced Server SP4 are recommended, Server Update Utility also supports SP1 and higher versions of these operating systems.

**Table 3-1. Supported Dell OpenManage Change Management Software on Systems Running Microsoft Windows Operating Systems**

Dell System	Windows 2000		Windows Small Business Server 2003		Windows Server 2003 x86			Windows Server 2003 x64			Windows Storage Server 2003 R2 x64				Windows Server 2008 x86			Windows Server 2008 x64		Windows Unified DataStorage Server x64	
	Edition	Server	Advanced Server	Standard	Premium	Web	Standard	Enterprise	Standard	Enterprise	Datacenter	Express	Workgroup	Standard	Enterprise	Web	Standard	Enterprise	Standard	Datacenter	Standard + Enterprise
Service Pack	SP4	SP4	R2-SP2	R2-SP2	SP2	R2-SP2	R2-SP2	R2-SP2	R2-SP2	SP2	R2-SP2	R2-SP2	R2-SP2	R2-SP2	R2-SP2	Gold	Gold	Gold	Gold	Gold	Gold
T605			D, S	D, S		D, S		D, S									D, S	D, S	D, S		



		Edition												
		Service Pack												
		SP4		Gold	US	ES	AS	US	ES	AS	US	AS		
				Gold	US	ES	AS	US	ES	AS	US	AS	Gold	
				Gold	US	ES	AS	US	ES	AS	US	AS	Gold	
T605		D, S		D, S					D, S				D, S	D, S
R905		D, S		D, S			D, S			D, S			D, S	D, S
T300		D, S		D, S			D, S	D, S		D, S	D, S		D, S	D, S
R300		D, S		D, S			D, S	D, S		D, S	D, S		D, S	D, S
M600		D, S		D, S			D, S	D, S		D, S	D, S		D, S	D, S
M605		D, S		D, S			D, S	D, S		D, S	D, S		D, S	D, S
R805		D, S		D, S			D, S	D, S		D, S	D, S		D, S	D, S
R900		D, S		D, S			D, S	D, S		D, S	D, S		D, S	D, S
R200		D, S		D, S			D, S	D, S		D, S	D, S		D, S	D, S
6950		D, S		D, S			D, S			D, S			D, S	D, S
6850		D, S		D, S			D, S			D, S			D, S	D, S
6800		D, S		D, S			D, S			D, S			D, S	D, S
6650							D, S						D, S	
6600							D, S						D, S	
4600							D, S	D, S					D, S	
2970		D, S		D, S			D, S	D, S		D, S	D, S		D, S	D, S
2950		D, S		D, S			D, S	D, S		D, S	D, S		D, S	D, S
2900		D, S		D, S			D, S	D, S		D, S	D, S		D, S	D, S
2850							D, S	D, S		D, S	D, S		D, S	D, S
2800							D, S	D, S		D, S	D, S		D, S	D, S
2650							D, S	D, S					D, S	
2600							D, S	D, S					D, S	
1955		D, S		D, S	D, S	D, S	D, S	D, S	D, S	D, S			D, S	D, S
1950		D, S		D, S	D, S	D, S	D, S	D, S	D, S	D, S			D, S	D, S
1900		D, S		D, S			D, S	D, S		D, S	D, S		D, S	D, S
1855					D, S	D, S	D, S	D, S	D, S	D, S			D, S	D, S
1850					D, S	D, S	D, S	D, S	D, S	D, S			D, S	D, S
1800					D, S	D, S	D, S	D, S	D, S	D, S			D, S	D, S
1750					D, S	D, S							D, S	
1655MC														
1650														
860		D, S		D, S			D, S	D, S		D, S	D, S		D, S	D, S
850							D, S	D, S		D, S	D, S		D, S	D, S
840		D, S		D, S			D, S	D, S		D, S	D, S		D, S	D, S
830							D, S	D, S		D, S	D, S		D, S	D, S
800							D, S	D, S		D, S	D, S		D, S	D, S
750							D, S	D, S					D, S	
700							D, S	D, S					D, S	
<b>PowerEdge SC systems</b>														
SC1435				D, S			D, S	D, S		D, S	D, S		D, S	D, S
SC1425					D, S	D, S			D, S	D, S	D, S		D, S	D, S

## Supported Dell OpenManage Systems Management Software

### Dell™ Systems Software Support Matrix 5.4

- [Supported Dell OpenManage Systems Management Software on Microsoft Windows Operating Systems](#)
- [Supported Dell OpenManage Systems Management Software on Linux Operating Systems](#)
- [Supported Dell OpenManage Software on Other Operating Systems](#)

Dell™ OpenManage™ systems management software is a suite of application programs for Dell systems. This software allows you to manage your system with proactive monitoring, notification, and remote access.

Dell OpenManage systems management software can be divided into:

- 1 Dell OpenManage Server Administrator

Dell OpenManage Server Administrator is a comprehensive, one-to-one systems management solution, designed for system administrators, to manage systems locally and remotely on a network.

Server Administrator comprises the following services:

- 1 Instrumentation Service
- 1 Remote Access Service
- 1 Storage Management Service

For more information about Dell OpenManage Server Administrator, see the *Dell OpenManage Server Administrator User's Guide*. This guide is available on the Dell Support website at [support.dell.com](http://support.dell.com) or on the *Dell Systems Management Tools and Documentation DVD*.

- 1 Dell Systems Build and Update Utility

Dell Systems Build and Update Utility is designed to speed up the setup and performance of Dell systems. Dell Systems Build and Update Utility provides a series of intuitive and easy-to-follow interview screens that help guide you through the server installation process.

For more information about Systems Build and Update Utility, see the *Systems Build and Update Utility Quick Reference Guide* and available on the *Dell Systems Management Tools and Documentation DVD*.

## Documentation Conventions for Dell Systems

[Table 2-1](#) lists all the Dell systems that belong to the x6xx, x7xx, x8xx, x9xx, xx0x groups.

**Table 2-1. Documentation Conventions for Dell Systems**

x6xx	x7xx	x8xx	x9xx	xx0x
1600SC	700	800	1900	T105
1650	750	830	1950	R200
1655MC	1750	840	1955	M600
2600		850	2900	M605
2650		860	2950	R805
4600		1800	2970	R900
6600		1850	6950	T605
6650		1855	PowerVault™ NX1950	R905
		2800	PowerVault 100	T300
		2850	PowerVault 500	R300
		6800	PowerVault 600	
		6850		

 **NOTE:** R805 and R905 are scheduled to be available in first half of 2008.


## Supported Dell OpenManage Systems Management Software on Microsoft Windows Operating Systems


[Table 2-2](#) lists the supported Dell OpenManage 5.4 installation and systems management software on systems running a supported Microsoft® Windows® operating systems.

- 1 An X in the intersection of the operating system and the Dell system columns indicates that Server Administrator and Dell Systems Build and Update Utility are supported on that operating system for the corresponding system.
- 1 An A in the intersection of the operating system and the Dell system columns indicates systems that support Dell Systems Build and Update Utility but not Server Administrator.



1 An asterisk (\*) in the intersection of the operating system and the Dell system columns indicates operating system support for Dell systems that do not support Dell OpenManage software.

 **NOTE:** Microsoft Windows Server® 2008 is scheduled to be available in the first half of 2008. For latest information, see <http://www.microsoft.com/windowsserver2008/default.mspx>.

 **NOTE:** Though Windows Server 2003 SP2 and Windows 2000 Server and Advanced Server SP4 are recommended, Server Administrator also supports SP1 and higher versions of these operating systems.

**Table 2-2. Supported Dell OpenManage Systems Management Software on Systems Running Microsoft Windows Operating Systems**

Dell System	Windows 2000		Windows Small Business Server 2003		Windows Server 2003 x86			Windows Server 2003 IA64	Windows Server 2003 x64			Windows Storage S R2 x64			
	Edition	Server	Advanced Server	Standard	Premium	Web	Standard	Enterprise	Enterprise	Standard	Enterprise	Datacenter	Express	Workgroup	Standard
	Service Pack	SP4	SP4	R2-SP1 and SP2	R2-SP1 and SP2	SP2	R2-SP2	R2-SP2		R2-SP2	R2-SP2	R2-SP2	R2-SP2	R2-SP2	R2-SP2
T605				X	X		X			X					
R905							X	X		X	X	X			
T300				X	X		X			X					
R300						X	X			X					
M600							X	X		X	X	X			
M605							X	X		X	X	X			
R805							X	X		X	X	X			
R900							X	X		X	X	X			
R200				X	X		X			X					
6950							X	X		X	X	X			
6850		X	X				X	X		X	X				
6800		X	X				X	X		X	X				
6650		X	X				X	X							
6600		X	X				X	X							
4600		X	X		X		X	X							
2970						X	X	X		X	X	X			
2950		X	X			X	X	X		X	X	X		X	X
2900		X	X	X	X		X	X		X	X	X			X
2850		X	X			X	X	X		X	X	X			
2800		X	X	X	X		X	X		X	X				
2650		X	X			X	X	X							
2600		X	X	X	X		X	X							
1955		X	X				X	X		X	X				
1950		X	X	X	X	X	X	X		X	X	X			
1900		X	X	X	X		X	X		X	X	X			
1855		X	X				X	X		X	X	X			
1850		X	X			X	X	X		X	X	X			
1800		X	X	X	X		X	X		X	X				
1750		X	X			X	X	X							
1655MC		X	X			X	X	X							
1650		X	X			X	X	X							
1600SC		X		X	X		X								
860		X		X	X	X	X			X					
850		X				X	X			X					
840		X		X	X		X			X			X	X	
830		X		X	X		X			X			X	X	

800		X		X	X		X												
750		X					X	X											
700		X		X	X		X												
650		X					X	X											
600SC		X		X	X		X												
<b>PowerVault systems</b>																			
100																		X	X
500																		X	X
600																			X
<b>64-bit systems</b>																			
7250																			
7150																			
3250																			
<b>PowerEdge SC systems</b>																			
SC0400		*		*	*		*												
SC1420				*	*		*						*						
SC1425						*	*	*					*	*					
SC420				*	*		*												
SC430				*	*		*						*						
SC1430				*	*		*						*						
SC440				*	*		*						*						
SC1435						*	*						*						
T105				*	*		*						*						

## Supported Dell OpenManage Systems Management Software on Linux Operating Systems

Table 2-3 lists the supported Dell OpenManage 5.4 installation and systems management software on systems running a supported Linux operating system.

- 1 An X in the intersection of the operating system and the Dell system columns indicates that Server Administrator and Dell Systems Build and Update Utility are supported on that operating system for the corresponding Dell system.
- 1 An A in the intersection of the operating system and the Dell system columns indicates systems that support Dell Systems Build and Update Utility but not Server Administrator.
- 1 An asterisk (\*) in the intersection of the operating system and the Dell system columns indicates operating system support for Dell systems that do not support Dell OpenManage software.

Table 2-3. Supported Dell OpenManage Systems Management Software on Systems Running Linux Operating Systems

Dell System	Edition	SUSE® Linux Enterprise Server 9 (x86_64)	SUSE Linux Enterprise Server 10 (x86_64)	Red Hat® Enterprise Linux® 4.5 (x86_32)			Red Hat Enterprise Linux 4.5 (x86_64)			Red Hat Enterprise Linux 4.5 (ia64)		Red Hat Enterprise Linux 5 server (x86_32)	Red Hat Enterprise Linux 5 server (x86_64)
				WS	ES	AS	WS	ES	AS	WS	AS		
Service Pack		SP4	Gold	U5	U5	U5	U5	U5	U5	U5	U5	Gold	Gold
T605		X	X		X			X				X	X
R905		X	X			X			X			X	X
T300		X	X		X	X		X	X			X	X
R300		X	X		X	X		X	X			X	X
M600		X	X		X	X		X	X			X	X
M605		X	X		X	X		X	X			X	X

R805	X	X		X	X		X	X			X	X
R900	X	X		X	X		X	X			X	X
R200	X	X		X	X		X	X			X	X
6950	X	X			X			X			X	X
6850	X	X			X			X			X	X
6800	X	X			X			X			X	X
6650					X						X	
6600					X						X	
4600				X	X						X	
2970	X	X		X	X		X	X			X	X
2950	X	X		X	X		X	X			X	X
2900	X	X		X	X		X	X			X	X
2850				X	X		X	X			X	X
2800				X	X		X	X			X	X
2650				X	X						X	
2600				X	X						X	
1955	X	X	X	X	X	X	X	X			X	X
1950	X	X	X	X	X	X	X	X			X	X
1900	X	X		X	X		X	X			X	X
1855			X	X	X	X	X	X			X	X
1850			X	X	X	X	X	X			X	X
1800			X	X	X	X	X	X			X	X
1750				X	X						X	
1655MC												
1650				X	X							
860	X	X		X	X		X	X			X	X
850				X	X		X	X			X	X
840	X	X		X	X		X	X			X	X
830				X	X		X	X			X	X
800				X	X		X	X			X	X
750				X	X						X	
700				X	X						X	
<b>64-bit systems</b>												
7250												
3250												
<b>PowerEdge SC systems</b>												
SC1420					*			*	*		*	*
SC1425			A	A		A	A	A			A	A
SC420				*			*				*	*
SC430				*			*				*	*
SC1430		*		*			*				*	*
SC440		*		*			*				*	*
SC1435		A	A	A		A	A				A	A
T105	*	*									*	*

## Supported Dell OpenManage Software on Other Operating Systems

The following points pertain to Dell OpenManage support on Novell® NetWare® and Red Hat Enterprise Linux 3 operating systems:

- 1 Dell OpenManage 5.4 is not supported on Novell NetWare. Dell OpenManage 4.5 was the last version to be supported on the Novell NetWare operating system. However, there are some Dell systems that support the Novell NetWare 6.5 Support Pack 5 operating system. For a list of these systems, see the Dell Support website at [support.dell.com](http://support.dell.com).
- 1 Dell OpenManage 5.4 is not supported on Red Hat Enterprise Linux 3. Dell OpenManage 5.1 was the last version to be supported on Red Hat Enterprise Linux 3. However, there are some Dell systems that support the Red Hat Enterprise Linux 3 operating system. For a list of these systems, see the Dell Support website at [support.dell.com](http://support.dell.com).

[Back to Contents Page](#)

[Back to Contents Page](#)

## Introduction

### Dell™ Systems Software Support Matrix 5.4

- [What's New for 5.4](#)
- [Where Can I Find The Server Administrator Application?](#)
- [Structure of This Guide](#)
- [Supported Operating Systems](#)

The Dell™ Systems Software Support Matrix helps identify Dell OpenManage™ software and other Dell components supported on various Dell systems.

This guide is intended for system administrators and technicians who want to obtain information about the various Dell systems available, the operating systems supported by these systems, and the Dell OpenManage components that can be installed on these systems.

---

## What's New for 5.4

The following are the changes in Dell OpenManage version 5.4:

- 1 The *Dell Systems Management Tools and Documentation* DVD contains version 5.4 of the Dell OpenManage systems management software kit and version 1.0.3 of the Dell Systems Build and Update Utility. The root of the DVD also contains ISO images of the Dell Systems Build and Update Utility (version 1.0) and the *Dell Systems Console and Agent* CD (Dell OpenManage software version 5.3.0.1). You can use these ISO images to create CDs for systems that do not have DVD drives.

However, if you need version 1.0.3 of the Dell Systems Build and Update Utility (to support x6xx and x7xx Dell systems and Windows Server® 2008 operating systems), you can download the ISO image from the Dell Support site at [support.dell.com](http://support.dell.com). You can also download Web packages of versions 5.4 of the Dell OpenManage Server Administrator and Dell OpenManage Management Station software from the Dell Support site at [support.dell.com](http://support.dell.com). You can transfer the contents of these Web packages to CDs or USB keys for systems that do not have DVD drives.

- 1 Support for SUSE® Linux Enterprise Server 9 with SP4 (x86\_64).
- 1 Support for Microsoft® Windows Server 2008 Web, Standard, and Enterprise Editions for 32 bit x86.
- 1 Support for Microsoft Windows Server 2008 Core Standard and Enterprise Editions for 32 bit x86.
- 1 Support for Microsoft Windows Server 2008 Standard and Datacenter Editions for x64.
- 1 Support for Microsoft Windows Server 2008 Core Standard and Datacenter Editions for x64.

 **NOTE:** Microsoft Windows Server 2008 is scheduled to be available in the first half of 2008. For latest information, see <http://www.microsoft.com/windowsserver2008/default.msp>.

- 1 Added support for the following Dell systems: M600, M605, R805, R900, T605, R905, T300, R300, and Dell PowerVault™ MD 1120.

 **NOTE:** R805 and R905 are scheduled to be available in first half of 2008.

---

## Where Can I Find The Server Administrator Application?

Depending on the version of Dell OpenManage you are using, the Server Administrator is available on different media. See [Table 1-1](#) for more information.

**Table 1-1. Server Administrator and Corresponding Media**

Dell OpenManage Version	Available on Media
2.2 and earlier	<i>Applications</i> CD
3.0-4.2	<i>Systems Management</i> CD
4.3-5.2.3	<i>Dell PowerEdge Installation and Server Management</i> CD
5.3-5.3.2	<i>Dell Systems Console and Agent</i> CD or the <i>Dell Systems Management Tools and Documentation</i> DVD  <b>NOTE:</b> The <i>Dell Systems Management Tools and Documentation</i> DVD is available only with the Dell Subscription Kit. For details, see <a href="http://www.dell.com/openmanagesubscription">http://www.dell.com/openmanagesubscription</a> .
5.4 and later	<i>Dell Systems Management Tools and Documentation</i> DVD

---

## Structure of This Guide

This guide is organized on the basis of the Dell OpenManage suite of products and the operating systems on which these products are supported.

This guide contains the following chapters:

### [Supported Dell OpenManage Systems Management Software](#)

This chapter contains information about Dell OpenManage systems management software on Dell systems running supported operating systems. Dell OpenManage systems management software includes:

- 1 Dell OpenManage Server Administrator
- 1 Dell Systems Build and Update Utility

### [Supported Dell OpenManage Change Management Software](#)

This chapter contains information about Dell OpenManage change management software on Dell systems running supported operating systems. Dell OpenManage change management software includes:

- 1 Dell Update Packages
- 1 Server Update Utility

### [Supported Dell OpenManage Systems Management Consoles](#)

This chapter contains information about Dell OpenManage systems management consoles on Dell systems running supported operating systems. Dell OpenManage systems management consoles include:

- 1 Dell OpenManage IT Assistant
- 1 DRAC tools that include RACADM
- 1 BMC Management Utility (BMU) and IPMItool out-of-band
- 1 IPMItool in-band

### [Supported Dell Remote Access Controllers and Solutions](#)

This chapter contains information about Dell Remote Access Controllers (DRAC) and Integrated Dell Remote Access Controllers (iDRAC) versions and firmware, as well as supported Baseboard Management Controllers (BMC) and Chassis Management Controllers (CMC) IPMI protocol versions.

### [RAID Controller Supported Servers, Operating Systems, Firmware, and Driver Versions](#)

This chapter contains information about RAID controller supported servers, version of the Storage Management Service, Dell systems, firmware version number required for a particular controller, and supported operating systems, where each operating system requires a specific driver.

### [Supported Browsers](#)

This appendix lists supported browsers on various operating systems for Dell systems.

---

## Supported Operating Systems

This Software Support Matrix offers support information for the following operating systems:

### Microsoft Windows Operating Systems

- 1 Microsoft Windows Server 2008 Web, Standard, and Enterprise (32-bit x86) Editions
- 1 Microsoft Windows Server 2008 Core Standard and Enterprise (32-bit x86) Editions
- 1 Microsoft Windows Server 2008 Standard and Datacenter (x64) Editions
- 1 Microsoft Windows Server 2008 Core Standard and Datacenter (x64) Editions
- 1 Microsoft Windows Server 2003 Web, Standard and Enterprise (32-bit x86) Editions with SP2
- 1 Microsoft Windows Server 2003 Standard, Enterprise, and Datacenter (x64) Editions with SP2
- 1 Microsoft Windows Server 2003 R2 Standard and Enterprise (32-bit x86) Editions with SP2
- 1 Microsoft Windows Server 2003 R2 Standard, Enterprise, and Datacenter (x64) Editions with SP2
- 1 Microsoft Windows Server 2003 Enterprise Edition with SP2 for Itanium®-based Systems
- 1 Microsoft Windows 2000 Server and Advanced Server with SP4
- 1 Microsoft Windows Small Business Server 2003 R2 Standard and Premium Editions with SP1 and SP2

- 1 Microsoft Windows Storage Server 2003 R2 Express, Workgroup, Standard, and Enterprise x64 Editions with SP2
- 1 Microsoft Windows Unified Data Storage Server 2003 Standard and Enterprise x64 Editions
- 1 Microsoft Windows XP Professional with SP2 (32-bit x86)

#### Linux Operating Systems

- 1 SUSE Linux Enterprise Server 10 (x86\_64)
- 1 SUSE Linux Enterprise Server 9 with SP4 (x86\_64)
- 1 Red Hat® Enterprise Linux® 5 server (x86\_32)
- 1 Red Hat Enterprise Linux 5 server (x86\_64)
- 1 Red Hat Enterprise Linux WS, ES, and AS (Version 4.5) (x86\_32)
- 1 Red Hat Enterprise Linux WS, ES, and AS (Version 4.5) (x86\_64)

 **NOTE:** For Dell OpenManage information specific to VMware®, see the latest Installation Guide, Release Notes, and the Dell-VMware Compatibility Matrix under the **Resources** → **Support Documents** section at <http://www.dell.com/vmware>.

---

[Back to Contents Page](#)

## Supported Dell OpenManage Systems Management Consoles

### Dell™ Systems Software Support Matrix 5.4

- [Supported Systems for Dell OpenManage IT Assistant](#)
- [Supported Systems for RACADM](#)
- [Supported Systems for BMU and IPMItool Out-of-Band](#)
- [Supported Systems for IPMItool In-Band](#)

Dell™ OpenManage™ systems management consoles provide the necessary tools for remote or one-to-many group system management. These tools also consolidate the management applications used on management workstations.

Dell OpenManage systems management consoles tools and applications include:

- 1 Dell OpenManage IT Assistant
- 1 DRAC tools that include remote RACADM
- 1 BMC Management Utility and IPMItool out-of-band
- 1 IPMItool in-band


## Supported Systems for Dell OpenManage IT Assistant

Dell OpenManage IT Assistant provides a central point of access to monitor and manage systems on a local area network (LAN) or wide area network (WAN). By allowing an administrator a comprehensive view across the enterprise, IT Assistant can increase system uptime, automate repetitive tasks, and prevent interruption to critical business operations.

For more information on IT Assistant, see the *Dell OpenManage IT Assistant User's Guide* available on the Dell Support website at [support.dell.com](http://support.dell.com) or on the *Dell Systems Management Tools and Documentation DVD*.

## Supported Microsoft Windows Operating Systems for IT Assistant

[Table 4-1](#) shows supported Microsoft Windows® operating systems for IT Assistant. An X in the operating system column indicates IT Assistant support.

 **NOTE:** Microsoft Windows Server® 2008 is scheduled to be available in the first half of 2008. For latest information, see <http://www.microsoft.com/windowsserver2008/default.aspx>.

**Table 4-1. Supported Microsoft Windows Operating Systems for IT Assistant**

	Windows 2000		Windows Server 2003 x86			Windows Server 2003 x64			Windows Storage Server 2003 R2 x64					Windows Server 2008 x86			Windows Server 2008 x64		Windows XP Professional x86	Windows Vista
Edition	Server	Advanced Server	Web	Standard	Enterprise	Standard	Enterprise	Datacenter	Express	Workgroup	Standard	Enterprise	Standard + Enterprise	Web	Standard	Enterprise	Standard	Datacenter		Business/Enterprise
Service Pack	SP4	SP4	R2-SP2	R2-SP2	R2-SP2	R2-SP2	R2-SP2	R2-SP2	R2-SP2	R2-SP2	R2-SP2	R2-SP2	Gold	Gold	Gold	Gold	Gold	Gold	SP2	Gold
IT Assistant	X	X	X	X	X									X	X	X			X	X

## Supported Linux Operating Systems for IT Assistant

IT Assistant cannot be installed on Dell systems running Red Hat® Enterprise Linux® or SUSE® Linux Enterprise Server operating systems. These systems can, however, launch IT Assistant through supported browsers (Firefox® version 1.5). For more information on supported browsers, see the [Supported Browsers](#) section.







## Supported Systems for IPMI tool In-Band

IPMItool in-band also helps in configuring and managing devices.

For more information on IPMItool, see the *Dell OpenManage Baseboard Management Controller Utilities User's Guide* available on the Dell Support website at [support.dell.com](http://support.dell.com) or on the *Dell Systems Management Tools and Documentation* DVD.

## Supported Microsoft Windows Operating Systems for IPMI tool In-Band

[Table 4-6](#) shows supported Microsoft Windows operating systems for IPMItool in-band. An X in the operating system column indicates IPMItool in-band support.

Table 4-6. Supported Microsoft Windows Operating Systems for IPMI tool In-Band

	Windows Server 2003 x86			Windows Server 2003 x64			Windows Storage Server 2003 R2 x64					Windows Server 2008 x86			Windows Server 2008 x64	
Edition	Web	Standard	Enterprise	Standard	Enterprise	Datacenter	Express	Workgroup	Standard	Enterprise	Standard + Enterprise	Web	Standard	Enterprise	Standard	Datacenter
Service Pack	SP2	SP2	SP2	SP2	SP2	SP2	R2-SP2	R2-SP2	R2-SP2	R2-SP2	Gold	Gold	Gold	Gold	Gold	Gold
IPMI tool in-band	X	X	X	X	X		X	X	X	X		X	X	X	X	X

## Supported Linux Operating Systems for IPMI tool In-Band

[Table 4-7](#) shows supported Linux operating systems for IPMItool in-band. An X in the operating system column indicates IPMItool in-band support.

Table 4-7. Supported Linux Operating Systems for IPMI tool In-Band

	SUSE Linux Enterprise Server 9 (x86_64)	SUSE Linux Enterprise Server 10 (x86_64)	Red Hat Enterprise Linux 4.5 (x86_32)			Red Hat Enterprise Linux 4.5 (x86_64)			Red Hat Enterprise Linux 5 server (x86_32)	Red Hat Enterprise Linux 5 server (x86_64)
Edition			WS	ES	AS	WS	ES	AS		
Service Pack	SP4	Gold	U5	U5	U5	U5	U5	U5	Gold	Gold
IPMI tool in-band	X	X	X	X	X	X	X	X	X	X

## Supported Dell Remote Access Controllers and Solutions

### Dell™ Systems Software Support Matrix 5.4

Dell™ Remote Access Controller (DRAC) is a systems management hardware and software solution designed to provide remote management capabilities, crashed system recovery, and power control functions.

By communicating with the system's Baseboard Management Controller (BMC), the DRAC (when installed) can be configured to send e-mail alerts for warnings or errors related to voltages, temperatures, intrusion, and fan speeds. DRAC also logs event data and the most recent crash screen (for systems running the Microsoft Windows operating system only) to help diagnose the probable cause of a system crash.

For more information on DRAC, see the *Dell Remote Access Controller User's Guide* available on the Dell Support website at [support.dell.com](http://support.dell.com) or on the *Dell Systems Management Tools and Documentation* DVD.

Supported Dell Remote Access Controller versions and firmware, as well as supported BMC IPMI protocol versions, are listed in [Table 5-1](#). [Table 5-1](#) lists the following DRAC types:

- 1 Integrated Dell Remote Access Controller (iDRAC)
- 1 Dell Remote Access Controller 5 (DRAC 5)
- 1 Dell Remote Access Controller/Modular Computer (DRAC/MC)
- 1 Dell Remote Access Controller 4 (DRAC 4)
- 1 Dell Remote Access Controller III/XT (DRAC III/XT)
- 1 Dell Embedded Remote Access/Modular Computer (ERA/MC) controller
- 1 Dell Embedded Remote Access/Option (ERA/O) controller
- 1 Dell Embedded Remote Access (ERA) controller
- 1 Dell Remote Access Card III (DRAC III)

 **NOTE:** R805 and R905 are scheduled to be available in first half of 2008.

**Table 5-1. Supported Remote Access Controllers and Solutions**

Dell System	Dell Remote Access Controllers (DRACs)		Baseboard Management Controller (BMC)		
	DRAC Type	Supported DRAC Firmware Version	Integrated BMC	BMC Firmware Version	Supported IPMI Protocol Versions
T605	DRAC 5	1.33	X	1.29 or later	2.0
R905	DRAC 5	1.33	X	1.29 or later	2.0
T300	DRAC 5	1.33	X	1.29 or later	2.0
R300	DRAC 5	1.33	X	1.29 or later	2.0
M600	iDRAC	1.0	X (CMC)	1.29 or later	2.0
M605	iDRAC	1.0	X (CMC)	1.29 or later	2.0
R805	DRAC 5	1.33	X	1.29 or later	2.0
R900	DRAC 5	1.33	X	1.29 or later	2.0
R200	DRAC 4	1.61	X	1.29 or later	2.0
6950*	DRAC 5	1.33	X	1.29 or later	2.0
2970*	DRAC 5	1.33	X	1.29 or later	2.0
2950*	DRAC 5	1.33	X	1.29 or later	2.0
2900*	DRAC 5	1.33	X	1.29 or later	2.0
1955	DRAC/MC	1.5.0	X	1.10 or later	2.0
1950*	DRAC 5	1.33	X	1.29 or later	2.0
1900*	DRAC 5	1.33	X	1.29 or later	2.0
6850	DRAC 4	1.61	X	1.40 or later	1.5
6800	DRAC 4	1.61	X	1.40 or later	1.5
2850	DRAC 4	1.61	X	1.23 or later	1.5
2800	DRAC 4	1.61	X	1.23 or later	1.5
1855	DRAC/MC	1.5.0	X	1.01 or later	1.5
1850	DRAC 4	1.61	X	1.23 or later	1.5
1800	DRAC 4	1.61	X	1.23 or later	1.5
860	DRAC 4	1.6	X	1.67 or later	1.5
850	DRAC 4	1.61	X	1.44 or later	1.5

840	DRAC 4	1.61	X	1.67 or later	1.5
830	DRAC 4	1.61	X	1.44 or later	1.5
800	DRAC 4	1.61	X	1.30 or later	1.5
1750	ERA/O	3.38			
750	DRAC III/XT	3.38			
700	DRAC III/XT	3.38			
6650	DRAC III	3.38			
6600	DRAC III	3.38			
4600	DRAC III	3.38			
2650	ERA	3.38			
2600	ERA/O	3.38			
1655MC	ERA/MC	1.4.4			
1650	ERA/O	3.38			
1600SC	ERA	3.38			
650	DRAC III	3.38			
600SC					
<b>PowerVault™ systems</b>					
100	DRAC 4	1.61	X	1.67 or later	1.5
500	DRAC 5	1.33	X	1.29 or later	2.0
600	DRAC 5	1.33	X	1.29 or later	2.0
64-bit systems					
7250					
7150	DRAC III	3.38			
3250					
<b>PowerEdge SC systems</b>					
SC1435			X	1.0 or later	2.0
SC1430					
SC1425			X	1.30 or later	1.5
SC1420					
SC440					
SC430					
SC420					
T105					
* DRAC 5 support on SUSE Linux Enterprise Server 10 is limited to the managed system and Command Line Interface (CLI) only. DRAC 5 does not support the out-of-band GUI on the management station.					

[Back to Contents Page](#)